




What is The Legal Procedure for Khula in Pakistani Family Courts

Khula, a term deeply rooted in Islamic jurisprudence, is the process through which a woman can seek a divorce from her husband in Pakistan.

 Difficulty **Very easy**

 Duration **3 minute(s)**

 Categories **Health & Wellbeing**

 Cost **2 EUR (€)**

Contents

Introduction

Khula in Pakistan: Understanding the Legal Framework and Procedure

Khula in Pakistan: An Overview

Khula Pakistani Law

Khula Procedure in Pakistan

Khula Process Pak: Step-by-Step Guide

How to File Khula in Pakistan: Detailed Instructions

Pak Khula Process: Key Considerations

Conclusion

Step 1 -

Comments

Introduction

Khula in Pakistan: Understanding the Legal Framework and Procedure

Khula, a term deeply rooted in Islamic jurisprudence, is the process through which a woman can seek a divorce from her husband in Pakistan. The concept of Khula is recognized under Pakistani law and is governed by specific legal procedures to ensure the rights of women are upheld. This article aims to provide a comprehensive understanding of Khula in Pakistan, the **Khula Pakistani Law**, the Khula procedure in Pakistan, and the steps involved in the Khula process.

Khula in Pakistan: An Overview

Khula is a form of divorce initiated by the wife. It is her right to seek separation from her husband if the marriage becomes untenable. In Pakistan, Khula is granted by the Family Courts under the Family Courts Act, 1964. The process involves the woman giving up her dower (mahr) or any other benefit received during the marriage in exchange for the dissolution of the marriage contract.

Khula Pakistani Law

The legal basis for Khula in Pakistan is derived from Islamic law, which is incorporated into the country's legal system. According to Pakistani law, a woman can file for Khula if she feels that she cannot live with her husband within the bounds of Allah. The law provides a structured framework to ensure that the process is fair and that the rights of both parties are respected. This structured framework is part of the broader **divorce procedure in Pakistan**, which includes various forms of separation such as Khula and Talaq, each governed by specific legal protocols to protect the interests of both spouses.

Khula Procedure in Pakistan

The Khula procedure in Pakistan involves several steps that need to be meticulously followed. Understanding these steps is crucial for any woman seeking Khula:

1. **Filing the Suit:** The wife must file a suit for Khula in the Family Court. The suit should include the reasons for seeking Khula and any evidence supporting her claim.
2. **Summons and Hearing:** Upon receiving the suit, the court issues summons to the husband for a hearing. Both parties are given an opportunity to present their case.
3. **Reconciliation Attempts:** The court may attempt to reconcile the parties. If reconciliation fails, the court proceeds with the Khula process.
4. **Decree of Khula:** If the court is satisfied with the reasons for Khula, it issues a decree for the dissolution of marriage. The wife may be required to return her dower (mahr) or any other benefits received during the marriage.

Khula Process Pak: Step-by-Step Guide

The Khula process in Pakistan (Khula Process Pak) is straightforward but requires adherence to legal protocols. Here is a step-by-step guide:

1. **Consult a Family Lawyer:** It is advisable to consult a family lawyer who specializes in divorce cases to guide you through the process.
2. **Prepare Documentation:** Gather all necessary documents, including the marriage certificate, identity documents, and any evidence supporting the grounds for Khula.
3. **File a Petition:** File a petition for Khula in the Family Court with the assistance of your lawyer.
4. **Attend Court Hearings:** Be prepared to attend court hearings where both parties will present their case.
5. **Await Court Decision:** After hearing both sides, the court will issue a decision. If Khula is granted, the marriage will be dissolved, and the wife may be required to return her dower.

How to File Khula in Pakistan: Detailed Instructions

Filing for Khula in Pakistan involves a systematic approach. Here's how to file Khula in Pakistan:

1. **Drafting the Petition:** Draft a detailed petition stating the reasons for seeking Khula. Include all relevant facts and supporting evidence.
2. **Submission to Family Court:** Submit the petition to the Family Court in the jurisdiction where you reside.
3. **Court Proceedings:** Attend the court proceedings where the judge will review the petition, hear both parties, and attempt reconciliation.
4. **Issuance of Khula Decree:** If the court is convinced, it will issue a Khula decree, officially dissolving the marriage.

Pak Khula Process: Key Considerations

While the Pak Khula process is designed to be fair and equitable, there are several key considerations to keep in mind:

- **Legal Representation:** Having a competent lawyer can significantly impact the outcome of the case.
- **Documentation:** Ensure that all required documents are complete and accurately reflect the grounds for Khula.
- **Reconciliation Efforts:** Be prepared for the court to attempt reconciliation before granting Khula.
- **Financial Implications:** Understand the financial implications, including the return of the dower and any other benefits.

Conclusion

Khula in Pakistan is a legally recognized process that empowers women to seek divorce under specific circumstances. Understanding the Khula Pakistani Law, the Khula procedure in Pakistan, and how to file for Khula is crucial for women seeking to exercise their rights. By following the outlined steps and seeking proper legal guidance, women can navigate the Khula process with confidence and clarity.

Click Here: [Apostille in Pakistan](#)

Materials

Tools

Step 1 -
