

Ipc 7352 pdf

Ipc 7352 pdf


Rating: 4.7 / 5 (5923 votes)


Downloads: 59899

CLICK HERE TO DOWNLOAD>>><https://zynqaz.hkjhsuies.com.es/qz7Brp?keyword=ipc+7352+pdf>


find the most up- to- date version of 7352 at globalspec. the intent of the information presented herein is to provide the appropriate. новости, компании. ipc- 735* component family breakdown: ipc- 7351 = iec, generic requirements - land/ joint considerations – general description ipc- 7352 = iec, sectional requirements - land/ joint considerations – discrete components ipc- 7353 = iec, sectional requirements - land/ joint considerations – gull- wing leads, two sides (sop). this document provides information on land pattern geometries used for the surface attachment of electronic components. the ipc- 7351 land pattern viewer is provided on cd- rom as part of the ipc- 7351. 3mm, ipc low density ipc- 7352 chip_ capacitor_ m. the diagram below shows an overview of the pcb design process from schematic entry through to pcb design completion. 3mm, ipc low density the resistor pads are: 1. generic requirements for surface mount design and land pattern standard. pcblib - chip capacitor, body 2. the data format standards (ipc- 2581 and iecare an open database. the first number in the land pattern name refers to the lead spacing or hole to hole location to insert the. diode and led land pattern zero rotation. ipc- 5703 cleanliness guidelines for printed board fabricators developed by the bare board cleanliness assessment task group (5- 32c) within the cleaning and coating committee of ipc users of this publication are encouraged to participate in the development of future revisions. the first 3 – 6 characters in the land pattern name describe the component family. the product sheet (pdf) is available in a few languages: download and install the evaluation license for the pcb footprint expert to see for yourself how it can benefit you! this document provides generic guidelines on land pattern geometries used for the attachment of electronic components to a printed board, as well as design recommendations for achieving the best. title: карта- стандартов- ipc- en created date: 4: 16: 59 pm. in pcb design & layouts, pcb footprints. updates to land pattern dimensions, including patterns for new component families, can be found on the ipc website (www. ipc- 7351 generic requirements for surface mount design and land pattern standard association connecting electronics industries® 3000 lakeside drive, suite 309s, bannockburn, iltel. we have been involved in ipc standards development for many years, and are intimately familiar with the ipc- 7352, ipc- 7351, and j- std- 001. this standard is a collection of visual quality acceptability criteria for solder paste printing. pcblib - chip resistor, body 2. ipc- 7351b suffix naming convention for land patterns. california department of food & agriculture plant health and pest prevention services integrated pest control branch ipc 7352 pdf 5100 douglas avenue shafter, ca 93263 phone: fax:. 5mm is there a good reason why the capacitors have/ require a larger pad? this document provides generic requirements on land pattern geometries used for the surface attachment of electronic components, as well as surface mount design recommendations for achieving the best possible solder joints to the devices assembled. common smt land pattern to describe environment use (this is the last character in every name) note: this excludes the bga component family as they

only come in the nominal environment condition. org) under ‘ ‘ pcb tools and calculators. this document provides generic guidelines on land pattern geometries used for the attachment of electronic components to a printed board, as well as design recommendations for achieving the best possible solder joints to the devices assembled. the land pattern naming convention uses component dimensions to derive the land pattern name. 1 pcb design process. ipc 7351 is the standard for surface mount component footprints. generic guideline for land pattern design. echemistry - электрохимический портал. ipc test ipc ipc ip ip ip. consultant, who ipc hub 2: 28 pdf pm innovative ipc education and training stories: presentations of top 3 stories submitted to who tba 2: 46 pm introducing the global ipc in- service curriculum: an overview mandy deeves, technical officer, who ipc hub 2: 56 pm my 5 moments: the game” - revolutionizing hand hygiene education ermira tartari,. polarized capacitor (cappm) molded body diode (diom) molded body led (ledm) polarized capacitor land pattern zero rotation. the purpose of this guideline document is to support the user in the visual evaluation of the solder paste printing process, which makes subsequent process optimizing possible. week ending – ap. ipc- 7251 naming convention for through- hole land patterns. see appendix c for more information on the ipc- 7351 land pattern viewer. the pcb design training covers how to use the pcb editor to create a pcb from setup, through component placement, routing, design rule checking and cam output. one ipc 7352 pdf of the most crucial aspects of pcba design that can simultaneously be the most difficult to perform is the creation of component footprints and landing patterns. we first look at the overall pcb design process. org ipc- 7351 february a standard developed by ipc supersedes ipc- sm- 782a with amendments1& 2 december 1999. the land pattern standards (both ipc- 7351 and iecput an end to the “ proprietary intellectual property” and introduce a world standard so every electronics firm can benefit from electronic product development automation. 4mm the capacitor pads are: 1. inward flat ribbon l- leads (unit: mm). polarized molded body inward flat ribbon components. ipc- 7352 chip_ pdf resistor_ m.

 Difficulty **Very easy**

 Duration **310 hour(s)**

 Categories **Energy, Recycling & Upcycling, Science & Biology**

 Cost **514 USD (\$)**

Contents

Step 1 -

Comments

Materials

Tools

Step 1 -
