





How to overhaul a car block

Description of my tutorial

 Difficulty **Very easy**

 Duration **30 minute(s)**

 Categories **House, Play & Hobbies**

 Cost **50 USD(\$)**

Contents

Introduction

Step 1 - Remove the four mounting screws.

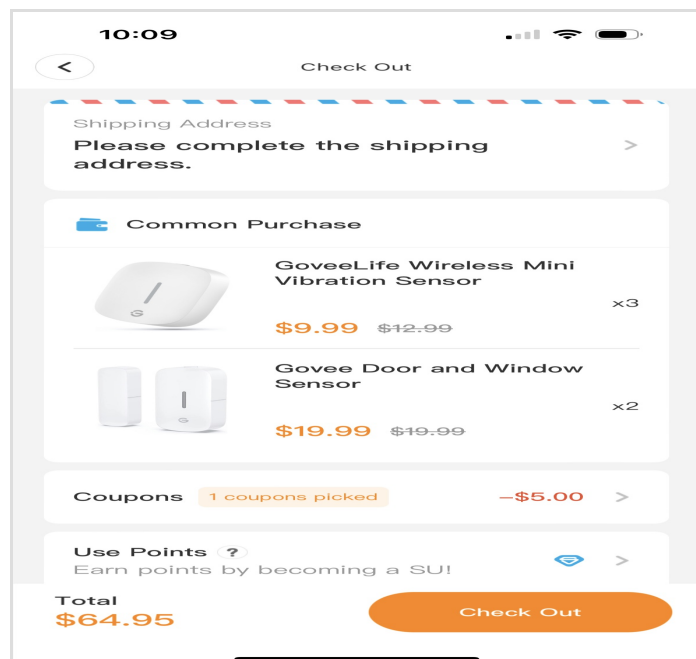
Step 2 -

Notes and references

Comments

Introduction

Introduction is optional



Materials

cream
the part

Tools

Torque Wrench
common screwdriver
1/5 allen wrench

 Test Tutorial

Step 1 - Remove the four mounting screws.

Use common screwdriver to remove the four mounting screws from the board.

Harnessing the Seeed MR60BHA1 60GHz mmWave Module for Human Presence, Respiratory, and Heartbeat Detection



Step 2 -

Notes and references

Notes and references.