




How to Use Travel eSIM

Travel eSIM for Business Travelers: What You Need to Know

 Difficulty **Very easy**

 Duration **5 minute(s)**

 Categories **Transport & Mobility**

 Cost **2 GBP (£)**

Contents

Introduction

What is a Travel eSIM?

Why Business Travelers Should Consider a Travel eSIM

Key Features Business Travelers Should Look for in a Travel eSIM

1. **Wide Coverage Area**

2. **Flexible Data Plans**

3. **Easy Installation and Management**

4. **Security and Reliability**

How to Set Up and Use a Travel eSIM for Business Travel

Best Travel eSIM Provider for Business Travelers

Advantages of Using a Travel eSIM for Business

Conclusion

Step 1 -

Comments

Introduction

In today's fast-paced business world, staying connected while traveling is more important than ever. Whether you're attending meetings, managing remote teams, or closing deals, seamless communication and reliable internet access are crucial. However, international travel presents unique challenges when it comes to mobile connectivity, expensive roaming fees, unreliable networks, and the hassle of switching SIM cards across borders.

Enter the **travel eSIM**, a digital SIM card that allows you to activate cellular service without the need for a physical SIM. For business travelers, it's a game-changer, providing uninterrupted, cost-effective connectivity wherever your work takes you. Here's what you need to know about travel eSIMs and why they're the perfect solution for business travelers.

What is a Travel eSIM?

A travel eSIM (embedded SIM) is a digital version of the traditional SIM card, embedded directly into your device. Unlike physical SIM cards, an eSIM can store multiple network profiles, allowing you to switch between carriers without changing SIM cards. For business travelers, this means you can have local network access in different countries with just a few taps on your phone.

Why Business Travelers Should Consider a Travel eSIM

1. **Global Coverage Across Multiple Countries** One of the biggest advantages of using a travel eSIM is its extensive global coverage. Many eSIM providers offer regional or global data plans, allowing business travelers to remain connected while crossing borders. Instead of purchasing a new SIM card for every country, a travel eSIM automatically connects to local networks, ensuring seamless coverage across your entire itinerary.

2. **Instant Activation and Flexibility** Travel eSIMs can be purchased and activated online in minutes, saving you time and eliminating the need to visit local mobile shops. Whether you're in an airport, hotel lobby, or on the move, you can activate your eSIM immediately and start using mobile data. For business travelers who are always on the go, this convenience is invaluable.
3. **Cost-Effective Data Plans** Using your regular SIM card for international roaming can lead to costly bills, especially if you're managing large data usage for emails, video conferencing, or business apps. Travel eSIMs offer competitively priced data plans tailored for international travelers, often much cheaper than standard roaming rates. This is particularly helpful for business travelers who need a stable, cost-effective way to access the internet during their trips.
4. **Dual SIM Functionality** For many business travelers, it's essential to stay reachable on their primary phone number while traveling. With an eSIM, you can use dual SIM functionality—keeping your primary SIM active for calls and texts while using the travel eSIM for data. This is especially useful for handling business communications while using local data networks for internet access.

Key Features Business Travelers Should Look for in a Travel eSIM

1. Wide Coverage Area

Choose an eSIM provider with coverage in all the countries you'll be visiting. Some providers offer regional plans (e.g., Europe or Asia-specific plans), while others provide global coverage, allowing you to connect in hundreds of countries. Ensure the provider has strong partnerships with reliable local carriers in each region to guarantee stable connections.

2. Flexible Data Plans

Business travelers often have varying data needs, from checking emails and making video calls to using business apps. Look for providers offering flexible data plans with options to suit short-term trips or extended stays. Some eSIMs offer unlimited data plans, which can be ideal for heavy data users who need constant connectivity.

3. Easy Installation and Management

The best eSIM providers offer user-friendly apps that make purchasing, installing, and managing eSIMs effortless. Through these apps, you can easily check your data usage, top up your plan, or switch between networks. This ease of use is particularly beneficial for business travelers who need quick, on-the-go solutions.

4. Security and Reliability

For business travelers, security is paramount. Ensure the eSIM provider you choose uses secure networks and offers reliable service, especially in countries where mobile coverage may be less robust. Additionally, look for providers with good customer support in case any issues arise while you're traveling.

How to Set Up and Use a Travel eSIM for Business Travel

Setting up a travel eSIM is simple and requires only a few steps:

1. **Check Device Compatibility:** First, confirm that your smartphone or device supports eSIM technology. Most recent models of smartphones, including the iPhone XR and later models, as well as Google Pixel and select Samsung Galaxy devices, are compatible with eSIM.
2. **Choose a Provider and Plan:** Select an eSIM provider that offers plans suited to your business travel needs. Popular providers for business travelers include:
 - **Airalo:** Known for its affordable global and regional data plans, ideal for frequent flyers.
 - **Truphone:** Offers competitive business-oriented plans with reliable coverage in Europe, Asia, and the Americas.
 - **Ubigi:** Provides flexible plans for global travelers and high-speed data access across 180 countries.
 - **Nomad:** A user-friendly app for purchasing and managing eSIMs with plans across major business hubs.
3. **Purchase and Download the eSIM:** After selecting your data plan, you'll receive a QR code from the provider via email or the app. Scan this QR code using your phone's camera to download the eSIM profile.
4. **Activate the eSIM:** Once installed, go to your phone's network settings to activate the eSIM. Be sure to enable "Data Roaming" to ensure seamless connectivity across borders. You can also configure your phone to use the eSIM for data while keeping your primary SIM for calls and texts.
5. **Monitor Your Data Usage:** Most eSIM providers offer apps to track your data usage, manage your plan, and add more data if needed. Keeping an eye on your usage will ensure you don't run out of data in the middle of an important business task.

Best Travel eSIM Provider for Business Travelers

Orange Holiday eSIM

Overview: Orange is a popular telecom operator and mobile network in the UK and Europe that offers several eSIMs to its customers; including travellers. Their Holiday eSIM is typically more advantageous travel eSIM for travellers to France; Spain, the UK and other countries.

Advantages of Using a Travel eSIM for Business

1. **Seamless Connectivity:** Travel eSIMs offer uninterrupted service as you move between countries, allowing you to stay connected without worrying about switching SIM cards or dealing with local carriers.

2. **Cost Control:** Travel eSIMs help manage costs by offering transparent, pre-paid data plans without the surprise charges that often come with international roaming. This is particularly important for businesses looking to control travel expenses.
3. **Professional Efficiency:** For business travelers, time is money. A travel eSIM allows you to stay connected from the moment you land in a new country, minimizing downtime and ensuring you can focus on business priorities.
4. **Dual SIM Convenience:** Using a travel eSIM alongside your primary SIM lets you maintain access to your home number while enjoying local data rates. This is especially useful for managing both personal and business communications on the same device.

Conclusion

For business travelers, the **travel eSIM** is an essential tool that provides seamless, reliable, and cost-effective connectivity across borders. With instant activation, global coverage, and flexible data plans, travel eSIMs simplify mobile connectivity, allowing you to focus on your business goals rather than worrying about staying connected. As eSIM technology continues to evolve, it's quickly becoming the go-to solution for professionals on the move.

If you're a frequent business traveler, consider switching to a travel eSIM to streamline your international communication and enjoy uninterrupted service on your next trip.

This article covers the essentials of travel eSIMs for business travelers. If you'd like to explore more details or have specific questions, feel free to ask!

Materials

Tools

Step 1 -
