

Windows shortcut keys pdf

Windows shortcut keys pdf


Rating: 4.6 / 5 (8457 votes)


Downloads: 55440


[CLICK HERE TO DOWNLOAD>>>https://aqobeg.hkjhsuies.com.es/qz7Brp?keyword=windows+shortcut+keys+pdf](https://aqobeg.hkjhsuies.com.es/qz7Brp?keyword=windows+shortcut+keys+pdf)


holding ctrl + shift + arrows will move one word at a time. open the run command. for example, + 1 launches whichever application is first in the list, numbered from left to right. windows key + prtsn : take a screenshot of the full screen and save it to the " screenshots" folder. stretch desktop window to the top and bottom of the screen. discover the top 100+ computer keyboard shortcut keys list (a to z) for ms office, excel, word, powerpoint, and microsoft windows. windows key + shift. 3535 windows 10 keyboard shortcuts switching programs, files, and desktops. windows key + semicolon (;) : open the emoji panel. share this page on:. open and close the start menu. minimize or maximize all but the active desktop window. windows keyboard shortcuts 101: the ultimate guide global shortcuts windows 8/ 10 only shortcuts browser shortcuts file explorer shortcuts text editing shortcuts ctrl + t cycle through taskbar windows key open the start menu; start typing to search ctrl + x command barcut text, files, and more ctrl + c win + tab copy text and win + aother. depending on your hardware, you can use windows logo key + prtsn to take a screenshot, or use fn + windows logo key + spacebar. windows key + shift + up arrow key. unlock productivity with this comprehensive list of keyboard shortcuts. ctrl + home home ctrl + arrow keys tab shift + tab alt + page up, page down ctrl + page up, page down ctrl + tab, shift + tab cursor at beginning of worksheet cursor at beginning of row moves to edge of current data region moves to next cell moves to previous cell move one screen to the left, right move to the next/ previous worksheet move to. learn how to use keyboard shortcuts to navigate, launch, and customize windows 10. learn over 250 keyboard shortcuts for windows to perform tasks faster and easier. note: if pdf opens in your browser, press ctrl + s or right click on it and choose ' save as'. windows key keyboard shortcuts. click an option below, and it'll open to display a table of related shortcuts:. show page numbers. for example, + 1 launches whichever application is first in the list, numbered from left to right. in non- mac computer keyboards, you will find a button with a windows logo. when a windows tip appears, bring focus to the tip. this guide lists shortcut keys that you can use from the desktop in windows 10. open the quick link menu. if you are trying to take a screenshot or screengrab, see how to take and annotate screenshots. download a pdf document with a table that contains all the shortcuts for desktop, apps, windows, taskbar, gaming, virtual desktops and accessibility. return to full list of windows 10 shortcuts. for instance, + 1 launches the first application in the list, numbered from left to right. win + (or ←) snap window to the right / left side of screen. download the pdf file for future reference or print it out. open task view to see all open windows. this guide lists shortcuts for the desktop, start menu, cortana, action center, settings, and more. keep holding down shift to select more text. you can, for instance, open system properties by just pressing this button along with pause/ break button. cursor to first / last filled cell; with [end] instead of the arrow keys, it works over several columns. keyboard shortcuts in windows 10 copy, paste, and general ctrl + x cut the selected item ctrl + c (or ctrl + insert) copy the selected item ctrl + v (or shift +

insert) paste the selected item ctrl + z undo an action alt + tab switch between open apps alt + f4 close the active item, or exit the active app + l lock your pc. windows key + shift + s : take windows screenshot keys pdf a partial screenshot using snip & sketch tool. windows logo key + k open the connect quick action windows logo key + l lock your pc or switch accounts windows logo key + m minimize all windows. windows key + home.) start or switch to the pinned taskbar app at the number position. learn how to use keyboard shortcuts to speed up your work in windows 10. windows key + v : open the clipboard bin. , suite 102, dublin, oh. move or cycle through applications on the taskbar. switch to the desktop and launch the nth application in the taskbar. share this page on: email. created by: brian ireson www. [space bar] single left mouse click (check box) [f5] refresh (explorer, browser) windows shortcut keys pdf [f2] rename the selected item. shift + home/ end will move your cursor to the start or end of the current line, selecting all text on that line with it. keyboard shortcuts in windows. adding ctrl to this shortcut will move to the beginning or end of the entire output. win + ↑ (or ↓) maximize / minimize the window. [shift] + [f10] open shortcut menu (= right mouse click) [esc] cancel current task. com 5131 post rd. + d switch between show desktop (hides/ shows windows shortcut keys pdf any applications and other windows) and the previous state. this button commonly lies between. windows key open and close the start menu. in windows 10 – and other windows versions – this button has more combinations than you might think. pressing the keyboard shortcuts again to bring focus to the element on the screen to which the windows tip is anchored. return to full list of windows 11 shortcuts. pdf version available for download. keyboard shortcuts are keys or combinations of keys that provide an alternative way to do something that you' d typically do with a mouse. ctrl+ k ctrl+ s keyboard shortcuts basic editing ctrl+ x cut line (empty selection) ctrl+ c copy line (empty selection) alt+ ↑ / ↓ move line up/ down shift+ alt + ↓ / ↑ copy line up/ down ctrl+ shift+ k delete line ctrl+ enter insert line below ctrl+ shift+ enter insert line above ctrl+ shift+ \ jump to matching bracket. open the snap layouts (updated in windows 11) win + 1 (2, 3,. see all windows 11 keyboard shortcuts copy: ctrl + c. switch to the desktop and launch the nth application in the taskbar.

 Difficulté Difficile

 Durée 478 heure(s)

 Catégories Vêtement & Accessoire, Décoration, Énergie, Alimentation & Agriculture, Sport & Extérieur

 Coût 21 USD (\$)

Sommaire

Étape 1 -

Commentaires

Matériaux

Outils

Étape 1 -