

# Vex parts list pdf


Vex parts list pdf


Rating: 4.3 / 5 (3770 votes)


Downloads: 40860


CLICK HERE TO DOWNLOAD>>><https://myvroom.fr/QnHmDL?keyword=vex+parts+list+pdf>

There are many legal parts but this link is from vex site and shows all of them Your one stop shop for all VEX V5 structural components. For more information on the Green Pin, see the Using VEX GO Pins, Standoffs, and Connectors article. Outside of general building knowledge and subsystem variations, there are many different uses for the wealth of parts used in constructing a VEX robot The VEX EXP Parts Ruler can be used to identify parts while organizing parts or following a set of build instructions. The parts cover a wide range of sizes and functions to build VEX IQ robots The Green Pin can connect one piece on one side, and up to two pieces on the longer side. Select your structure and material type to see all matching products This document lists the available parts for VEX IQ robots. The Green Pin creates a connection between pieces that are in parallel to each other. The scale on the ruler is, so parts can simply be placed Does anyone have or know how to get all parts on, mainly Part Name, Cost, and Part Number, as a csv or excel document? It includes over different part names and numbers organized into categories such as wheels, gears, shafts, connectors, beams and plates, motors and sensors. The VEX GO Kit contains Would be rather useful for creating The VEX IQ Parts Ruler is a helpful tool to help identify pieces. Select your structure and material type to see all matching products The Green Pin can connect one piece on one side, and up to two pieces on the longer side. This ruler has a scale, so parts can be placed directly on the printed version for easy identification. Learn More > The VEX IQ (2nd gen) Kit contains the following Pitch Standoffs in the listed quantities: (Listed from top down as seen in the image.) Some of the parts vex offers are very rarely used, while others, such as C-channel, motors, screws, and nuts are used lots, so take this into consideration when ordering. Your one stop shop for all VEX V5 structural components. The Green Pin creates a connection between pieces that are in parallel to each other Introduction to VEX Parts.

 Difficulté Moyen

 Durée 315 heure(s)

 Catégories Mobilier, Bien-être & Santé, Maison

 Coût 46 EUR (€)

## Sommaire

Étape 1 -

Matériaux

Outils

---

Étape 1 -

---