



# Top Spotify to MP3 Converter


There is one of the best Spotify to MP3 converters - AudFree Spotify Music Converter for both Spotify free and paid users to convert and download Spotify music to MP3 for offline playback on any device without premium.

For more MP3 to MP3 converter tool, you might as well check:

<https://www.audfree.com/spotify/top-5-spotify-to-mp3-converters.html>

 Difficulté Facile

 Durée 1-3 minute(s)

 Catégories Machines & Outils

 Coût 14.95 USD (\$)

## Sommaire

Étape 1 - Copy Spotify tracks to AudFree Spotify Music Converter

Étape 2 - Select MP3 as Spotify output format

Étape 3 - Start to Convert Spotify music to MP3

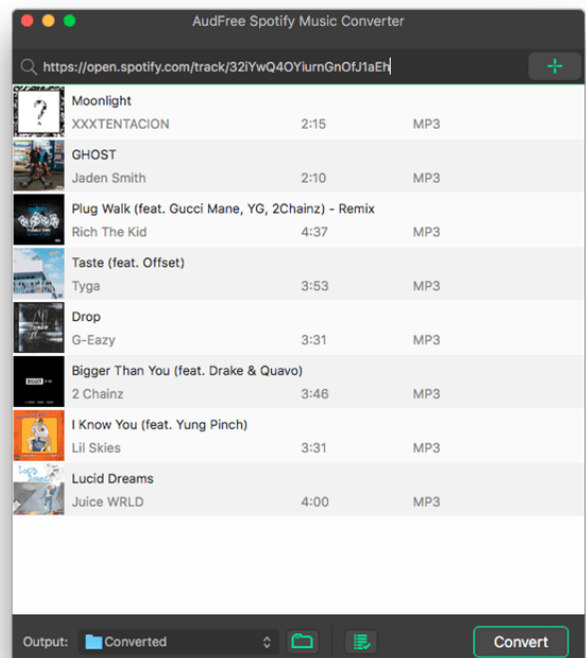
Commentaires

## Matériaux

### Étape 1 - Copy Spotify tracks to AudFree Spotify Music Converter

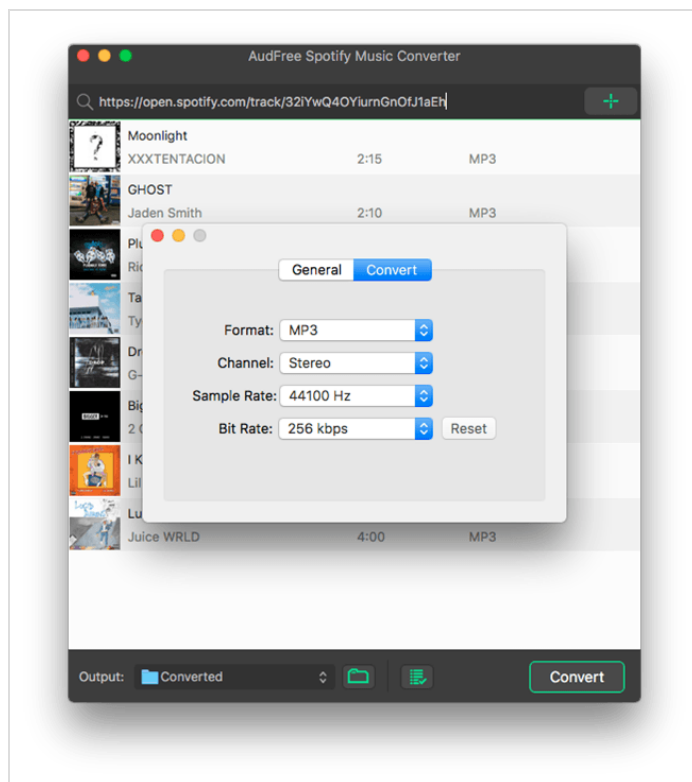
Install AudFree Spotify music converter for Mac or Win and the Spotify desktop app as well. Launch this AudFree software, drag songs or playlists from Spotify and drop it into AudFree to import Spotify music.

## Outils



## Étape 2 - Select MP3 as Spotify output format

Click the Menu icon > "Preference" > "Convert" to open the setting window. Here, you can define the output format as MP3 and customize other output audio parameters as you like.



## Étape 3 - Start to Convert Spotify music to MP3

Start converting by clicking the "Convert" button. AudFree will start to download Spotify songs to MP3 files at high speed. After that, you can locate them in the destined output folder.

