

Take only few pages from pdf

Take only few pages from pdf


Rating: 4.9 / 5 (3197 votes)


Downloads: 43209


CLICK HERE TO DOWNLOAD>>><https://tds11111.com/QnHmDL?keyword=take+only+few+pages+from+pdf>

You can choose a variety of documents at once, such as Microsoft PowerPoint presentations, images, emails, and more Our tool above can combine two or even up toPDFs for you. Select multiple PDF files and merge them in seconds. Once you've uploaded all your files, make sure they are Select PDF files. Merge & combine PDF files online, easily and free StepOpen a PDF File. Select multiple files by mantaining pressed 'Ctrl'. Click Add Files or Add Open Files, or drag files into the Add Files window. Choose File > Create > Combine Multiple Files into a single PDF. If the file is already open, then choose Combine Files from the right menu. Upload from computer. To change the order of your PDFs, drag and drop the files as you want. Select the file, click Open, and upload the file to the interface. Trusted By Millions · Money Back Guarantee ·7 Tech SupportService catalog: Document Management, Electronic Signatures, Cloud Storage Open Acrobat. First of all, you need to open the tool on your PC and move your cursor to the left panel to add a PDF file. Please, select more PDF files by clicking again on 'Select PDF files'. To start, hit the "UPLOAD FILES" button and upload up toPDFs. StepOpen and Modify PDF Print Settings This is an easy way to bring multiple PDFs together into one. Tap on the "Open PDF" button to locate the desired file from the local browsing window. Conversely, you can drag and drop your PDFs to the area that says "Drop Your Files Here".

 Difficulté Facile

 Durée 732 heure(s)

 Catégories Décoration, Bien-être & Santé, Science & Biologie

 Coût 945 USD(\$)

Sommaire

Étape 1 -

Commentaires

Étape 1 -
