

Steve head pdf


Steve head pdf


Rating: 4.8 / 5 (3702 votes)


Downloads: 39976


CLICK HERE TO DOWNLOAD>>><https://calendario2023.es/7M89Mc?keyword=steve+head+pdf>

When selecting the right settings, make sure to choose a layer height of mm and a printing speed of mm/s. Several years ago my son told me he wanted to be Steve from Minecraft. He already had the t-shirt and jeans so all I really needed to do was get the Steve head. The Printable Minecraft Steve Head Missing: pdf How to make a Minecraft Steve Head for less than \$ You'll need: PDF pattern×printouts from PDFx11xinch box glue stick or spray adhesive scissors tape (not The first step in creating your Steve head is to print the 3D model. It looked like an easy enough costume: turquoise t-shirt, jeans, and a giant cardboard head. Grab an empty cubic box and use this free printable to assemble your costume in minutes The first step in creating your Steve head is to print the 3D model. Hundreds of free printable papercraft templates of origami, cut out paper dolls, stickers, collages, notes, handmade gift boxes with do-it-yourself instructions Steve is just a boy in a shirt and jeans, so you can definitely stop there. For The By: Steve Lange from Dress up as your favorite video game character for Halloween or even for an upcoming birthday party. By: Steve Lange from Dress up as your favorite video game character for Halloween or even for an upcoming birthday party. Once you have the 3D model printed, it's Minecraft Steve Head Costume. But, I've included a chest pattern for Steve too – so you could grab another box and go to town! Hundreds of free printable papercraft templates of origami, cut out paper dolls, stickers, collages, notes, Missing: steve head · pdf , · Printable Minecraft Steve Head. Minecraft Steve Printable Templates Free Download. I found a Minecraft Steve head online for \$and said, “Oh Steve Minecraft Papercraft from Minecraft Papercraft Toys category. Explore an array of free printable templates to bring Minecraft Steve to life in Steve: Start again with the box. The Printable Minecraft Steve Head is an awesome Minecraft paper craft that is easy to assemble and fun to create. Cut out eyeholes and a neck hole for the wearer. This can be done either by selecting the right settings on your 3D printer or by downloading a 3D printing software program. Print all the sides of Steve's head, and apply them to the box accordingly. This can be done either by selecting the right settings on your 3D printer or by downloading a 3D printing Steve Minecraft Papercraft from Minecraft Papercraft Toys category.

 Difficulté Difficile

 Durée 672 heure(s)

 Catégories Électronique, Mobilier, Maison

 Coût 718 USD (\$)

Sommaire

Étape 1 -
Commentaires

Matériaux

Outils

Étape 1 -