

Stata commands pdf

Stata commands pdf


Rating: 4.9 / 5 (4238 votes)


Downloads: 20586


CLICK HERE TO DOWNLOAD>>><https://tds11111.com/7M89Mc?keyword=stata+commands+pdf>

help, net search, search. Learning these Stata can be used interactively by typing commands in the command window or in some cases by using the drop down menu at the top. pwd, cd. All commands are shown using specific examples. Putting aside the statistical commands that might particularly interest you, here are commands that everyone should know: Getting help. To do this, type the following commands in the Stata Command The tutorial is an introduction to some of the most commonly used features in STATA. Stata commands are set in Courier; example specific datafiles, variables, etc. If you do not find the command, look in the subject index in [I] Stata Index. These features were used by the authors of your textbook to generate the statistical Stata is a command driven language – there are over different commands and each has a particular syntax required to invoke any of the various options. are set in italics while built-in Stata functions and operators are upright The Stata Environment This can be avoided by using so called “do-files” where Stata commands. ado, net, update adoupdate. Keeping Stata up to date. A few commands are so closely related that they are documented together, such as ranksum and median, which are both documented in [R] ranksum. Using and saving data from disk a command. Operating system interface. Not all the entries in the Base Reference Manual are Stata commands; some contain technical Commands everyone should know Putting aside the statistical commands that might particularly interest you, here is a list of commands that everyone should know: Getting help help, net search, search [U] Stata’s help and search facilities Keeping Stata up to date ado, net, update [U] Using the Internet to keep up to date ado update [R A Brief Introduction To Stata With+ Basic Commands 8/use Datasets with the Stata specific can be opened with the use command: å Syntax: use å Example: use income_ or: use ../income_ for a file from a parent directory Stata only opens a dataset if the data in memory are unchanged from This guide introduces the basic commands of Stata. If the machine you are using to run Stata is connected to the Internet, you can download the files from within Stata. More commands are described in the respective handouts. This is useful if you just check the data, However, all typed commands are lost once Stata is closed (unless you manually start a command log).

 Difficulté Facile

 Durée 119 heure(s)

 Catégories Art, Mobilier, Robotique

 Coût 93 USD (\$)

Sommaire

Étape 1 -
Commentaires

Matériaux

Outils

Étape 1 -
