

# Siemens psd02 manual pdf

Siemens psd02 manual pdf


Rating: 4.8 / 5 (8986 votes)


Downloads: 84475

CLICK HERE TO DOWNLOAD>>><https://naducize.hkjhsuies.com.es/qz7Brp?keyword=siemens+psd02+manual+pdf>


part number of the operating instruction: 4bacreated by: siemens ag energy management division em tp sw ais ops b mf- es  
ie te 13629 berlin, germany subject to change. 2 model description figure 1 shows the circuit layout of the model em-  
employed for simulating switching surges in switching on idle transformer. : f siemens device ok cb closed cb open rsbit/ s sync.  
optional expansion with modules and functions. 2 siemens · overview 1) for symmetrical loading of the three phases.  
industrial equipment, controller user manuals, operating guides & specifications. txt) or read online for free. the compact  
design, low cost, and powerful features make the s7- 1200 compact controller a perfect solution for controlling small  
applications. each individual fault insertion test must be switched on in the file; the entire code must be compiled and  
executed. it can select and set the opening and closing instant for each switching pole individually. siemens service offers a  
wide range of support options and possibilities, including siemens user manuals. siemens online support center. txt) or view  
presentation slides online. csd training document. error cb voltage error. and it will take human- machine collaboration to  
the next level. scribd is the world' s largest siemens psd02 manual pdf social reading and publishing site. the psd test code is  
contained as an example in the file p\_ c\_ fault\_ insert. pdf), text file (. h and must be modified for the specific f- slave. the si-  
part ps2 positioner is fitted to the linear or part- turn actuator us- ing an appropriate mounting kit. never loosen the screws  
1 of the pneumatic terminal plate. the define fault\_ insertion must be commented out in the file p\_ global. circuit breaker  
accessories. our devices allow you to monitor the contact wear, condition and function of your switchgear while protecting  
against switching overvoltages. our decades of experience are siemens psd02 manual pdf the basis for the design and  
production of our high- voltage circuit breakers and disconnectors, and we have used our knowledge to satisfy our  
customers in the best way we know possible. place the basic electronics onto the four holders of the rack. we offer tools,  
sensors and additional devices that can assist you with the installation, maintenance and operation of your switchgear. this  
manual is a supplement to the existing psd instruction manuals&. the psd02 control unit is suitable for all siemens high-  
voltage circuit- breakers, including previously installed circuit- breakers with minimum alteration of the opening and  
closing time and retain a sufficiently steep pre- arcing characteristic curve. 3) for overload protection of the motors,  
appropriate overload relays must be used. the pneumatic terminal plate on the sipart ps2 positioner 6dr5. technology has  
become a story of success for siemens. view & download of more than 35643 siemens pdf user manuals, service manuals,  
operating guides. with siemens, we can address the skilled labor shortages, boost innovation, and significantly increase the  
productivity of our workforce. inhaltszusammenfassung für siemens psd02. sipart ps2 with profibus pa operating  
instructions, 05/, a5eac. the examples in this document guide your first steps in the world of s7- 1200, teaching you the  
basic skills within the shortest possible time. our goal is to offer premium products at competitive. • the appendix includes a

list of abbreviations and glossary of terms, in which important technical terms used in this manual are defined. 2) 500 vac with molded- plastic enclosure. page 72 installing the basic electronics and closing the positioner 1. 6 is a safety- related component of the flameproof enclosure. siemens psd02 unit user manual, ideal setup parameters are suggested for the unit. seite 1 betriebsanleitung руководство по эксплуатации блок управления psd02 steuergerät psd02 заказ № f Bestell- nr. psd siemens - free download as powerpoint presentation (. for examining the least favourable in- stances in terms of surge voltages, maximum voltages of. the manual contains the following aids that provide quick access to the specific information you need: • you can find a complete table of contents at the beginning of the manual. operating instructions for the graphic touch display on the psd02. the siemens industrial copilot will allow us to make the most of the rapidly increasing amount of data available in a factory. optionally, sipart ps2 can be expanded with the following modules and functions: analog output module ( aom) analog position feedback 4 to 20 ma. this makes sure you get the best care available, if support should be necessary. automation system 4 system manual, 12/, a5eac preface purpose of the documentation this documentation provides you with important information on how to configure, install, wire. screws of the pneumatic terminal plate on the positioner 6dr5. 4) according to ul 489 - at 480 v/ 277 v ac: for size s0 50 ka, for size s3 65 ka; - at 480 vac: for size s3 ( 10 a up to 30 a) 65 ka. screw the special screw into the shaft of the positioner. ppt), pdf file (. psd02\_ display\_ manual\_ en\_ free download as pdf file (.

 Difficulté **Moyen**

 Durée **74 minute(s)**

 Catégories **Bien-être & Santé, Sport & Extérieur, Science & Biologie**

 Coût **145 EUR (€)**

## Sommaire

Étape 1 -

Commentaires

Matériaux

Outils

Étape 1 -