

# Rubik manual pdf


Rubik manual pdf


Rating: 4.6 / 5 (1706 votes)

Downloads: 3038


CLICK HERE TO DOWNLOAD>>><https://tds11111.com/7M89Mc?keyword=rubik+manual+pdf>

The Basics. Or another Rubik's puzzle? Types of pieces. Types of pieces. Check out the experience to follow along with in-depth tutorial videos. Types of In this sense, a useful analogy is to think of the Rubik's cube as similar to a jigsaw puzzle where each of the twenty (non-centre) pieces need to be arranged around the centres Mindset is critical learning to solve the Rubik's Cube is difficult but if you persevere, you CAN solve the Rubik's Cube. A Rubik's Cube is made up of edges, corners, and centers. Rubik's 2x Rubik's 4x A Rubik's Cube is made up of edges, corners, and centers Edges have stickers, corners have 3, and centers have Edges in green Corners in yellow Centers in blue. When the white cross is completed, this other color has to match the center piece it's adjacent to Need help solving your 3x3 Rubik's Cube? Your first objective is to solve the four white edges, building a cross on your first layer as shown below. Corners in yellow. Happy solving! With the Rubik's Coach Cube, peel & reveal to solve quicker with stickers! Edges have stickers, corners have 3, and centers have Edges in green. That means, the center determines what color the side will be when solved Title: Rubik's Cube 3x3 Solution Guide Author: Seven Towns Ltd Created Date/4/PM This method works by sequentially building three layers of the cube from bottom to top. Centers don't move in relation to each other! Note that each white edge piece has another color sticker on it. Centers in blue. Explore all our our Solution Guides right here. Sequences of moves, called algorithms, are provided in this package, which provide a way to solve parts of the cube without destroying the progress made so far Keep the Rubik's Cube on a table to maintain the same How to Solve a Rubik's Cube – A Beginner's Tutorial Pieces of the Cube There are types of pieces on the cube: Center pieces – there are center pieces and they have sticker Part First Layer Edges.

 Difficulté **Moyen**

 Durée **487 minute(s)**

 Catégories **Alimentation & Agriculture, Maison, Sport & Extérieur, Robotique, Science & Biologie**

 Coût **792 USD (\$)**

## Sommaire

Étape 1 -

Matériaux

Outils

---

Étape 1 -

---