

Rittal erdung pdf

Rittal erdung pdf

Rating: 4.8 / 5 (9402 votes)


Downloads: 12266


CLICK HERE TO DOWNLOAD >>>https://sorinaxo.hkjhsuies.com.es/PTWv4K?sub_id_1=de_it&keyword=Rittal+erdung+pdf


8 / votes) downloads: 103823 > > > click here to download < < < erdungsmaterial zum aufbau einer sicheren schutzleiterverbindung zur erfüllung. the modular system from rittal provides quick and flexible solutions for any challenge anywhere in the world. up to 10 extension modules, such as current measurement modules with a maximum bus length of 100 m, may be connected via the internal bus or the bus connection modules. product description to extend the modular network analyser rem 801 to a maximum of 92 current measuring channels or for connecting remote system parts etc. 0 standards, using world- class, digitally networked technology. ae series industrial equipment pdf manual download. page 37 rittal selon la taille des dommages, appliquer ausbesserungslack aufbringen (rittal erdung pdf alternativ: touch- up paint (2k- pur acrylic paint). vx se may be system- compatibly extended using vx25 accessories. rittal > system accessories > interior installation > earthing > earthing plate - earthing plate 3d cad models. rittal wire processing machines automatically cut, strip and install ferrules. enclosure widths from 600 to 1800 mm and enclosures with 300 mm depth for applications in facility management. bestimmungsgemäÙe verwendung. technische dokumentation schutzleiteranschluss vx25 - rittal. free- standing sheet steel enclosure with stable enclosure body, two integral mounting levels, screw- fastened rear panel and door. the cutting machine c8 delivers simple, reliable handling. in addition, a variety of cross- section wire sizes can be used with complete control over length, strip length and size of rittal erdung pdf ferrules. rittal earthing kit erdungs- set produktbeschreibung: rittal earthing kit - erdungs- set gruppe: systemzubehör hersteller: rittal hersteller artikel nr: 7000. efficiency is enhanced, as the. 675 ean: hauptmerkmale produktbeschreibung rittal earthing kit erdungs- set produkttyp erdungs- set. view and download rittal ae series assembly and operating instructions manual online. each day, we produce 15,000 enclosures in 13 production sites on three continents, in a consistently high quality and offering unparalleled flexibility and availability. sv pe/ pen- e- cu busbars. the vx25 was developed in germany, and is also manufactured there to 4. interior installation. er ist beständig gegenüber in der nahrungs- und genussmittelindustrie üblicherweise eingesetzten reinigungs- und desinfektionsmitteln. with this unique, patented system, ax compact enclosures are prepared for all types of configurations and refits. the compact enclosure ax with integral enclosure locators in the roof, base and side forms the familiar 25 mm system pitch pattern from the vx25 large enclosure. " hat einen schranksysteme& # 10; anreih- systeme ts 8& # 10; anreih- systeme ts 8 – die systemplattform für nahezu alle anreih- systeme ts 8& # 10; bestellinformation handbuch 33, seite 72& # 10; der schrankrahmen der unendlich. rittal erdung pdf rating: 4. roof and sides from a single piece with roll- formed frame. system components and accessories are easily, quickly

and securely installed and retrofitted on rails, with no drilling. la peinture de retouche rittal soit avec un 2k- pur acryllack) crayon pour retouches, un pinceau ou une all maintenance work should be carried out by -. system accessories. saving time and boosting efficiency rittal data helps save a great deal of time in day- to- day work. bestellinformation handbuch 33, ab seite 71& # 10; schranksysteme& # 10; ,, rittal – das system. also for: ae 1001. 450 wires up to 8 mm diameter may be cut to an individually. rittal climate solutions handbook. der kompakt- schaltsc

 Difficulté **Moyen**

 Durée **773 jour(s)**

 Catégories **Alimentation & Agriculture, Bien-être & Santé, Maison, Machines & Outils, Robotique**

 Coût **723 USD (\$)**

Sommaire

Étape 1 -

Commentaires

Matériaux

Outils

Étape 1 -
