

Replace text in scanned pdf


Replace text in scanned pdf


Rating: 4.6 / 5 (3030 votes)


Downloads: 14775


CLICK HERE TO DOWNLOAD>>><https://calendario2023.es/7M89Mc?keyword=replace+text+in+scanned+pdf>

Download the resultant Pdf file. Send result by email Upload PDF document to replace text online. To inspect the accuracy of the OCR process, open the PDF document, select all text (Ctrl+A) and copy & paste it into a text file. Don't compress your scans before running the OCR process. After entering the text, press the Replace button. Step Search text in PDF. Search the content you will replace in PDF document. Step Replace text in PDF. Then enter Convert non-selectable PDF files into selectable and searchable PDF with high accuracy. Step Search text in PDF. Search the content you will replace in PDF document. Unfortunately we can't guarantee % accuracy on the recognized We would like to show you a description here but the site won't allow us Select the text replacement area from the Replace dropdown list (text, metadata). Enter text search pattern and replacement value. Your PDF document will be ready in a few in other words: you want to reverse-engineer richt-text documents, so you want OCR of high-quality images (cut up books and feed them to a single-pass duplex scanner) to Searching PDFs. Click Replace Now button. Upload your Pdf document to replace text. OCR your PDF to get text from scanned documents. Higher resolution documents consistently lead to better results. Step Replace text in PDF. Then enter the text you want to replace. This format will actually change the image as well, replacing characters with outlines derived from the OCR. This would both make your PDF more readable and add a text layer, but it does change the original image Accuracy of the OCR process. Revu supports two methods for searching PDFs: Text Search and Visual SearchText searches are generally faster and, when searching for text, more reliable, but they only work on actual text elements in the PDF; scanned PDFs, for example, are images, so even if those images contain words, they are not considered Upload PDF document to replace text online. Start Replace Text in PDF When you perform OCR with Adobe Acrobat you can change the PDF Output Style from the default Searchable Image format to ClearScan. Simply upload your PDF and Just enter the text you like to find in the first text box, enter the text you like to replace with in the second text box, and click the button.

 Difficulté Difficile

 Durée 619 jour(s)

 Catégories Vêtement & Accessoire, Décoration, Alimentation & Agriculture, Robotique, Science & Biologie

 Coût 235 EUR (€)

Sommaire

Étape 1 -
Commentaires

Matériaux

Outils

Étape 1 -