

Remove secured pdf

Remove secured pdf


Rating: 4.8 / 5 (4217 votes)


Downloads: 40637


CLICK HERE TO DOWNLOAD>>><https://calendario2023.es/7M89Mc?keyword=remove+secured+pdf>

The options vary depending on the type of password security attached to the document. No quality loss. Without registration Upload your protected PDF using the upload field, or browsing your device or cloud storage. It's free, quick and easy to use · You can remove security from a PDF if you have the document password. Without installation. Unlock PDF Online. Use the "Unlock" tool: Choose "Tools" > "Protect" > "Encrypt" > "Remove Security." Remove Security: The options vary depending on the type of password Try Sejda Desktop. If the document has a Document Open password, click "OK" to remove it from the document Free online tool to remove password protection and security settings from PDF files. Online, no installation or registration required. Confirm that you have the right to the file and click "Unlock PDF!". Remove restrictions and password from PDF files. Step Unlock PDF online. Choose "Tools" > "Protect" > "Encrypt" > "Remove Security.". After your document is uploaded, enter the password it is protected with. Contact Support. Open the PDF in Acrobat. If the PDF is secured with a server-based security policy, only the policy author or a server Choose "Tools" > "Protect" > "Encrypt" > "Remove Security." Remove Security: The options vary depending on the type of password security attached to the document. If the document Step Open PDF unlocker online. Keep working with your PDF or download your now unlocked PDF Open the PDF in Acrobat. Of course, you can also provide a link. This will remove the password form your PDF Open the PDF in Acrobat Pro on Windows or MacChoose Tools › Encrypt › Remove SecurityIf the document has a Document Open password, click OK to remove itIf the document has a permissions password, type the correct password in the Enter Password box and then click OK. After those steps, congratulations, you'll have an unlocked PDF After the document is added, enter the correct password. Upload your password-protected PDF document online. For strongly encrypted files, enter your password when prompted. Press Drag & drop your file into the PDF Password Remover.

 Difficulté **Moyen**

 Durée **483 jour(s)**

 Catégories **Maison, Machines & Outils, Musique & Sons, Recyclage & Upcycling, Robotique**

 Coût **754 EUR (€)**

Sommaire

Étape 1 -

Matériaux

Outils

Étape 1 -
