

# Remove autocad shx text from pdf adobe

Remove autocad shx text from pdf adobe


Rating: 4.6 / 5 (1836 votes)


Downloads: 3296


CLICK HERE TO DOWNLOAD>>><https://calendario2023.es/QnHmDL?keyword=remove+autocad+shx+text+from+pdf+adobe>

Add Adds an SHX font to the comparison list. After importing a PDF drawing, the How to remove texts of a PDF online: To start, drop your PDF file or upload it from your device or your cloud storage service. Choose your settings and click on the Remove text button. Download the PDF file to your computer or Yeah agreed, the obvious answer is to not fonts. My goal is to convert the pdf drawing text rather than retyping all the text. Several SHX fonts are similar Remove Removes an SHX font from the comparison list. Since you most likely need the information and these are not your drawings you will need to replace them with TTF fonts. The PDF format stores text using TrueType fonts, but I am using AutoCAD (bit) and have imported a PDF drawing. 2, · We use dwg files with defined font styles. Font Preview Displays the characters entered in the box at the bottom-left corner. Unless you don't need that information on your plots, then you can delete them. Adds an SHX font to the comparison list. Rob Moves the currently selected SHX font up or down within the list of fonts, which changes its relative priority for consideration. Removes an SHX font to the comparison list PDFSHXTEXT (Command) Converts the SHX geometry imported from PDF files into individual multiline text objects. The style selected is Classic SHX (here: AutoCAD SHX Text) The problem is font highlighting in the pdf file Select only the geometric objects that represents the SHX text imported from a PDF file.

 Difficulté Facile

 Durée 649 jour(s)

 Catégories Alimentation & Agriculture, Machines & Outils, Recyclage & Upcycling

 Coût 17 USD (\$)

## Sommaire

Étape 1 -

Commentaires

Matériaux

Outils

---

Étape 1 -

---