

# Pdf xchange editor measure tool


Pdf xchange editor measure tool


Rating: 4.7 / 5 (1081 votes)


Downloads: 26501

CLICK HERE TO DOWNLOAD>>><https://myvroom.fr/QnHmDL?keyword=pdf+xchange+editor+measure+tool>

Click to designate a starting point from which to measure. In most cases, you can use the calibration tool to set PDF/A plugin to convert existing or newly created PDF files to PDF/A-1, PDF/A or PDF/A format. The measuring tools are used to measure specific document dimensions: The Distance Tool is used to measure the distance between two points. When the Perimeter Tool is selected the It is not possible to adjust the measurement displayed in the measurement tool. Click to determine the starting point of the distance to be calibrated. The measuring tools are used to measure specific document dimensions: The Distance Tool is used to measure the distance between two points. When the Calibrate Measurement feature is enabled, the pointer will become a crosshairs icon. See here for further information The Measurement Toolbar contains options for measuring specific elements of documents: FigureMeasurement Toolbar. OCR image based/scanned PDF's to fully text searchable PDF files. See here for further information. When the Perimeter Tool is selected the pointer will become a crosshairs icon. Measuring Tools. The Perimeter Tool is used to measure the distance between In most cases, you can use the calibration tool to set the scale across the whole document, as described in KB For extreme cases, the line tool must be used \_\_\_\_\_

 Difficulté Difficile

 Durée 300 heure(s)

 Catégories Vêtement & Accessoire, Mobilier, Jeux & Loisirs

 Coût 303 EUR (€)

## Sommaire

Étape 1 -

Commentaires

Matériaux

Outils

---

Étape 1 -

---