

# Pdf token

---

## Pdf token


Rating: 4.7 / 5 (1751 votes)


Downloads: 17120

[CLICK HERE TO DOWNLOAD>>>https://rokyve.hkjhsuies.com.es/qz7Brp?keyword=pdf+token](https://rokyve.hkjhsuies.com.es/qz7Brp?keyword=pdf+token)


the pdf should not be permanently stored on the device. note: token generation for on- prem accounts can be done only through the on- prem server. token generation can be done on on- prem server. pdf token counter is a tool to count the tokens within pdf documents. open a pdf in acrobat and choose all tools > more > use a certificate in the global bar. the first payment tokens were issued by sellers, acquirers, or payment platforms for individual credentials. this tool counts the number of tokens in a given text. the token works by forcing the pdf reader into revealing information about the machine that opened the document. the use a certificate tool is open on the left pane. token generation is restricted within a virtual account that is linked to an on- prem account. apply { setdataandtype( uri. future- proof your business with electronic signatures. a widespread high- level. document signing certificates are delivered and stored on secure hardware tokens. go to the ' tools' option from the menu, go to the certificates option and click on the ' open' button. parse( url), application/ pdf ) startactivity( intent) however, an access token is required and therefore this doesn' t work. with pdf4me, you can upload, add a signature and quickly attest your documents online. to use it, type or paste your text in the text box below and click the ' calculate' button. user tokens are enclosed in curly brackets ( { } ) and can be inserted into various parts of the pdf document, including the file name, title, author, subject, keywords and more. esign eliminates the need for printing, mailing, and scanning contracts to finalize them, speeding up the process of contract signing. drag the signature to the correct position and resize it to the correct size. to certify a pdf document in adobe pro follow these steps below: 1. click on tools, then click on certificates. ideas for use: replace links with these to capture user information before user is redirected to where they want to go. alternatively, from acrobat home, select see all tools. laws have been put into effect, to facilitate and simplify the global business with the use of electronic signatures and digital documents. differences lies in the fact that in most. follow this process to digitally sign a pdf document: plug your dsc ( digital signature) token to available usb port. now screen will show your document. the token works by forcing the pdf reader to do a dns lookup on a unique address ( so we can safely tie the resolution pdf token to the opening of the document). no need to download or install anything. categorization of tokens distinguishes between payment tokens, security tokens, and utility tokens. the arrival of network tokens. make sure you already installed its drivers. the need for clarifying the. or drop pdf here. if the access token wouldn' t be required, the solution would look like this: val intent = intent( intent. the token will set a folder for the year pdf token ( with four digits) and the. just upload your pdf, add your signature, and send it to anyone. step 2: click add a new canarytoken. adobe acrobat will automatically ask you to save your digitally signed pdf as a new file. in acrobat, select the hamburger menu ( windows) or acrobat menu ( macos) and then choose preferences > signatures. follow the steps given below to easily sign a pdf: step 1: insert the provided emudhra usb crypto token to add the digital signature certificate to

the device. expand digital ids on the left, select digital id files, and then select a digital id on the right. you can use it to calculate the number of tokens in a given document and estimate the costs of analyzing tokens using various models like gpt- 4 and gpt- 3. a major step forward in tokenization has been the arrival of network tokens, which unlock higher authorization rates, lower fraud, and create a better customer experience. what is an adobe pdf token. 1 introduction the striking progress of ai in the last few years can be largely attributed to major efforts through- out the world towards scaling- up to ever- larger models and datasets. enter your document signing password. for simple electronic signatures ( ses), you don' t need an account and can get started right away, free of charge. download usb token drivers. import your signature and then click on it to add it to the pdf. in the protect section, select use a certificate, and then select a file you want to certify. note: dns tokens are great to get a beacon out. step 2: open the saved pdf document you want to digitally sign. pdfcreator uses tokens to add variable content for several settings like filename, target folder or e- mail content. in identities & trusted certificates, select more. embedded in documents. on the ribbon that now appears at the top of the page, you will be presented with options to digitally sign or certify ( visible. tokens, called phi- 3- small and phi- 3- medium, both significantly more capable thanphi- 3- mini ( e. pdf4me lets you draw and create electronic signatures using the mouse or touchpad. step 1: log in to your console. the token is similar to pdf token the fast redirect token, however, when the link is loaded the user' s browser / browser plugin information is captured. you can also edit, collaborate, and manage your pdfs with ease. use the file selector at the top of the page to choose the pdf you want to sign. for example you could automatically sort created invoices by adding the < datetime> token to the target folder using auto- save: myinvoice < datetime: yyyy- mm>. open pdf document you want to sign. such signatures can be verified even after the signer' s certificate expires or is revoked. to use your document signing certificate to sign the pdf in adobe acrobat, you must enter your password when prompted: 10. this canarytoken is a pdf document that will notify you when it has been opened ( by reasonably compliant pdf readers). step 3: create a new token by selecting acrobat pdf from the drop- down list. user tokens are typically used to add information, such as the user' s name, date of creation, document title and/ or any other custom data required for the pdf document. in the adobe acrobat/ reader ribbon, select the tools tab. select change password. create and save the signed pdf using the appropriate buttons. pdf signer supports advanced digital signatures which include embedded rfc 3161 compliant secure timestamps. licensing workspace > inventory > general tab > new token troubleshooting:. steps to add a certificate- based signature to a pdf. sha- 256, sha- 384, sha- 512 algorithms and rsa – our software can digitally sign and time stamp pdf documents using sha1, sha- 256, sha- 384. create esign for digital documents. , respectively 75% and 78% on mmlu, and 8. plug in your usb token. type the old password and a new password. with adobe acrobat online pdf filler, you can sign and fill pdfs for free from any device. scroll down to the certificates tool and click open. follow the steps below to create a tokened pdf document.

 Difficulté Facile

 Durée 396 minute(s)

 Catégories Mobilier, Bien-être & Santé, Machines & Outils, Jeux & Loisirs, Robotique

 Coût 852 EUR (€)

## Sommaire

Étape 1 -  
Commentaires

Matériaux

Outils

Étape 1 -