

Open pdf in adobe instead of browser

Open pdf in adobe instead of browser


Rating: 4.5 / 5 (4592 votes)


Downloads: 49110


CLICK HERE TO DOWNLOAD>>><https://myvroom.fr/7M89Mc?keyword=open+pdf+in+adobe+instead+of+browser>

Refer this article from Adobe Reader: Make Reader or Acrobat the default program for opening PDF files on Windows MethodStop opening PDF file if you are using New Edge Chromium. Always open PDFs using your system's viewer Select Internet in the left pane of the preferences window, and then select Internet Settings. Refer this article from Adobe Reader: Make Reader or Acrobat the default program for opening PDF files on Windows MethodStop Click Default Applications; Click Choose default apps by file type; Click and change the application to Adobe Reader; Now open Edge and go to Settings; Click Cookies and site permissions in the menu on the left of the screen; Scroll down and click on PDF Documents; Uncheck Always download PDF files; On the right panel, click on Site Settings. If you let · Locate Content Settings: Under the Privacy and security section, locate and click on Site settings. This will open a new window where you can manage various content · Steps to make Acrobat Reader or Acrobat your default PDF program: Right-click the thumbnail of a PDF file, and then choose Properties. Open Microsoft Edge. Sorted byFYI for others: if you're okay with the Chrome PDF viewer, but want only downloaded PDFs to open in your external PDF viewer (Adobe Acrobat, Foxit Reader, etc.), you don't need to disable the Chrome PDF Viewer. Select Adobe PDF Reader in the list of add-ons. Select Manage Add-Ons. StepEnable the toggle next to 'Download PDF files instead of automatically opening them in MethodChange the setting for PDF files. StepLaunch the Edge browser and click on the three-dot at the top. Select Disable so that the PDF Reader won't StepScroll down and click on PDF documents. Select the Programs tab. If you don't see Adobe PDF Reader listed, try selecting Run Without Permission from the Show drop-down menu. In the file's Properties dialog box, MethodChange the setting for PDF files. An easy of opening settings is by going to edge://settings/ in your browser. The PDF has to be transmitted (downloaded) to your PC one way or another. Click on the three dots () from the right top corner 6 Answers. Choose Settings. StepClick on Site · To avoid having the PDF open in Edge, you must check Always download PDF files.

 Difficulté Facile

 Durée 715 jour(s)

 Catégories Vêtement & Accessoire, Machines & Outils, Recyclage & Upcycling

 Coût 46 EUR (€)

Sommaire

Étape 1 -
Commentaires

Matériaux

Outils

Étape 1 -
