

Onkyo tx nr727 manual pdf

Onkyo tx nr727 manual pdf


Rating: 4.6 / 5 (3683 votes)


Downloads: 14839


CLICK HERE TO DOWNLOAD>>><https://calendario2023.es/7M89Mc?keyword=onkyo+tx+nr727+manual+pdf>

b. Press "WPS button" on the wireless LAN router, select "OK" on the TV screen, and press ENTER. d View and Download Onkyo TX-NR specifications online. (*) If you select "PIN Code", PIN code setting is available View and Download Onkyo TX-NR specifications online. Make sure you have the following accessories: a. Channel Network A/V Receiver. Firmware PlaybackBLUETOOTH button and indicator Wi-Fi indicator (North American and Taiwanese models) (European, Australian and Asian models) Quick Start Guide. Download the Product Manuals for TX-NR here: TX-NR Owner's ManualEnglish, TX-NR Owner's ManualSpanish, TX-NR Owner's ManualFrench. c. TX-NR receiver pdf manual download Onkyo Product Support; Receivers; AV Receivers ; TX-NR; Product Categories Articles in this section. TX-NR receiver pdf manual download AM loop antenna. TX-NR receiver pdf manual download View the manual for the Onkyo TX-NR here, for free. Indoor FM antenna. Owner's Manual English. TX-NR Owner's Manual ; TX-NR Owner's Manual TX View and Download Onkyo TX-NR owner's manual online. Channel Network A/V Receiver. This manual comes under the category receivers and has been rated by people with an average of a This manual is available in the following languages: English Download the Product Manuals for TX-NR here: TX-NR Owner's ManualEnglish, TX-NR Owner's ManualSpanish, TX-NR Owner's ManualFrench. Firmware Updates Latest firmware update instructions: TX-NR Firmware Update Instructions Manual setting Select "Search Wireless Network", and press ENTERAutomatic setting Manual setting Select "Push Button" (*) and press ENTER. TX-NR Supplied Accessories. Speaker cable labels.

 Difficulté Très facile

 Durée 237 minute(s)

 Catégories Décoration, Maison, Machines & Outils

 Coût 383 EUR (€)

Sommaire

Étape 1 -

Commentaires

Matériaux

Outils

Étape 1 -
