

Nuvasive acdf surgical technique pdf

Nuvasive acdf surgical technique pdf


Rating: 4.7 / 5 (1750 votes)


Downloads: 14165


CLICK HERE TO DOWNLOAD>>><https://tds11111.com/7M89Mc?keyword=nuvasive+acdf+surgical+technique+pdf>

al). The name of the procedure is derived from: anterior (front of the neck), cervical (neck), interbody (implants and bone graft). Its goal is to relieve pressure on the nerve. An Anterior Cervical Discectomy and Fusion (ACDF) procedure is a type of cervical spine surgery where the surgeon approaches the spine from the front (anterior) of the neck (cervical). It is How Is an ACDF Performed? A small horizontal incision (a surgical cut made in skin) is made in the anterior (front) of the neck to either the left or right of the center. ANTERIOR CERVICAL DISCECTOMY & FUSION This booklet is designed to inform you about the Anterior Cervical Discectomy and Fusion (ACDF) surgical procedure. ACDF surgery is a very common procedure relative to overall spine surgeries and has a long and studied record of positive outcomes. The soft NuVasive anterior cervical plate (ACP) system is designed to achieve your ACDF surgical goals and help reduce dysphagia, malalignment and adjacent level ossification. Anterior Cervical Discectomy and Fusion (ACDF) is a surgical procedure that involves decompressing spinal cord and nerves in the cervical spine and inserting metal screws. Surgical Technique. Clinical benefits. What Is an ACDF? Anterior Cervical Discectomy and Fusion (ACDF) is a surgical procedure that involves decompressing spinal cord and nerves in the cervical spine and inserting metal screws and a plate to fuse the spine. The surgeon removes the damaged spinal disc and inserts a bone graft (or implant) in its place. Anterior cervical discectomy and fusion (ACDF) is a type of cervical spine surgery from the front (anterior) of the neck (cervical) that often successfully addresses spinal symptoms. An anterior cervical discectomy is the most common surgical procedure to treat damaged cervical discs.

 Difficulté Facile

 Durée 228 jour(s)

 Catégories Art, Électronique, Énergie

 Coût 973 USD (\$)

Sommaire

Étape 1 -

Commentaires

Matériaux

Outils

Étape 1 -
