

Navision shortcuts pdf

Navision shortcuts pdf

Rating: 4.7 / 5 (3455 votes)


Downloads: 89376


CLICK HERE TO DOWNLOAD>>><https://naqeti.hkjhsuies.com.es/qz7Brp?keyword=navision+shortcuts+pdf>


create a new document. dynamics nav shortcut guide by. print off the list and reference it in order to take control (ctrl) of microsoft dynamics nav. 0 microsoft business solutions— navision 2 the possibilities for creating new dimensions and changing existing ones are endless. windows client for microsoft dynamics nav, the web client for microsoft dynamics nav or the microsoft dynamics nav portal framework for microsoft sharepoint (also known as the microsoft dynamics nav sharepoint client) all through the same user types. - you can use saveaspdf to save the report as pdf and navision shortcuts pdf use dotnet process verbs to print the pdf : link. left- click on a column header to sort a column ascending, then left- click again to toggle between ascending and descending. what would a pdf work for? select search pages. example ctrl ← - move to the first field on a line: cursor was moved to highlighted field. you have 2 options: - use a 3rd party pdf printer library. move selected object(s) arrow keys. open a drop- down list or look up a value for a field. therefore, the following list of dynamics nav shortcuts will facilitate quick and efficient workflow. ly/ 29lhk1h download our free printable guide with 78 shortcuts learn how to navigate dynamics nav faster with these essential keyboard shortcuts. shortcuts for measure tools panel, including the lock feature; default keyboard shortcut description; x: lock to the x axis: y: lock to the y axis: z: lock to the z axis: p: lock to a point perpendicular to a surface: l: lock to a point parallel to a surface: enter: quick zoom to measured area + use with enter key to zoom in to measured area- . toggle between open windows. most used dynamics nav shortcuts. these specialists offer value- added solutions, such as shortcuts, to ensure you’ re leveraging dynamics to its fullest potential. microsoft dynamics nav shortcut key guide keyboard action alt display shortcut keys in the ribbon alt+ f2 toggle to display/ hide factboxes alt+ f3 filter to currently selected field (e. pdf (portable document format) is a commonly used document format created by adobe. shift used to modify the middle mouse button actions. alt+ right arrow. dynamics nav keyboard shortcuts com 3525 plymouth blvd. simply right- click on a control and select view shortcuts. move from shape to shape : f. this will open a dialog box showing the shortcuts you can use based. under edit signature, compose your signature. pdf), text file (. the starter pack is for companies who need core financials and trade functionality:. nav keyboard shortcuts1. download the dynamics nav shortcuts list in pdf format. doc post and print open the object designer move to the previous field move to the next field on non- line fasttabs move to the field below in the same column move to the previous field or character f1 f2 ctrl+ f2 ctrl+ n ctrl+ insert ctrl+ shift+ c ctrl+ delete ctrl+ f4 f4 shift+ f4. you can change fonts, font colors, and navision sizes, as well as text alignment. collapse the ribbon or rexpand the ribbon. general shortcuts default keyboard shortcut description pgup zooms to view all objects in the scene view. the pdf output is also without any ads, it’ s just the basic list presented in two or three columns. nav keyboard shortcuts1 - free download as pdf file (. for example, the shortcut alt+ m, a requires the user to first press navision shortcuts pdf alt+ m, - release the keys, and then press a. expand “ invoicing”

section in sales order). expand “ invoicing” section in sales order) alt+ f12 optimize space for the current page alt+ left arrow go to the. customer name) alt+ f4 close window or close program alt+ f6 collapse or expand the active frame (e. txt) or read online for free. dynamics nav shortcuts no. home takes you to home view. keyboard action alt display shortcut keys in the ribbon alt+ f2 toggle to display/ hide factboxes alt+ f3 filter to currently selected field (e. see the transactions that resulted in a calculated value in a field. this keyboard shortcut only applies to the scene view windows. users can discover currently available shortcuts directly from the user interface. it’ s easy to add new dimensions on the fly, and there’ s no limit to the number of dimensions, or the number of values, that can belong to each dimension. example of ctrl ↑ - move up while the selected line stays selected: highlighted navigation row stays selected while you move to outlined row within sales order list. enable or access the element or control that is in focus. finding a shortcut. go to the next window in the navigation history. move to the field below without opening the drop- down menu. if you want to create a more robust signature with bullets, tables, or borders, use word to create and format your signature text, then copy and paste it into the edit signature box. 207 minneapolis, mn shortcut action right arrow move to the next field or character left arrow move to the previous field or character up arrow move to the field above in the same column down arrow move to the field below in the same column. customizing dynamics nav using extensions tips and tricks working with dynamics nav using search for page or report changing navigation shortcuts pdf basic settings how to: change the role center customizing dynamics nav letting dynamics nav suggest values printing a report language and locale languages of the docs accessibility and keyboard shortcuts setting up. formatting keys action key. display a shortcut menu apply entries, get source doc, or get whse. martonn member posts: 29. pgdn zooms to magnify all selected objects in the scene view. we all like to save precious seconds in the day so take a look at our microsoft dynamics nav keyboard shortcuts to work faster & look like a nav pro! go to previous page : c + u. switch between stencils : 6. this means it will only work when this window has focus. the above keyboard shortcuts and combinations enable your team to work quickly and efficiently in microsoft dynamics nav. creating a pdf of a keyboard shortcut list may make it easier to print, quicker to open, and view offline. esc deselects everything. action windows shortcuts section 1 copy ctrl + c most used dynamics nav shortcuts 2 paste ctrl + v most used dynamics nav shortcuts 3 cut ctrl + x most used dynamics nav shortcuts 4 undo ctrl + z most used dynamics nav shortcuts 5 print ctrl + p most used dynamics nav shortcuts 6 go to ctrl + g most used dynamics nav. navigation dimensions 4.

 Difficulté Très facile

 Durée 576 heure(s)

 Catégories Art, Alimentation & Agriculture, Jeux & Loisirs

 Coût 754 EUR (€)

Sommaire

Étape 1 -

Commentaires

Matériaux

Outils

Étape 1 -