

Mastoiditis pdf


Mastoiditis pdf


Rating: 4.6 / 5 (2207 votes)


Downloads: 22284


CLICK HERE TO DOWNLOAD>>><https://calendario2023.es/7M89Mc?keyword=mastoiditis+pdf>

Although rare, the disease is carefully studied by otolaryngologists because it usually affects very young children with severe clinical course and sometimes causes serious complications. Understand the distinguishing characteristics for acute, recurrent, and chronic clinical courses of each disease. The peak age of incidence of AM is in the firsttoyears of life Acute mastoiditis is the most common complication of acute otitis media. Acute mastoiditis (AM) is an uncommon but potentially serious sequelae of acute otitis media (AOM). In the preantibiotic era it complicated up to% of cases of AOM Mastoiditis is a bacterial infection of the mastoid air cells, which typically occurs after acute otitis media. The middle ear cavity and mastoid air spaces are continuous. In almost all cases, the inflammation resolves as the AOM improves Acute mastoiditis (AM) is an uncommon but potentially serious sequelae of acute otitis media (AOM). Objective. During an episode of AOM, the mucosa lining the middle ear, and often that lining the mastoid, becomes inflamed. In the preantibiotic era it complicated up to% of cases of AOM. Currently, the incidence of AM has fallen to to cases per, children per year. This review highlights the pearls and pitfalls of Mastoiditis is a bacterial infection of the mastoid bone and air cells. Mean age was \pm in males and \pm in females who presented with mastoiditisAcute mastoiditis is a complication of acute otitis media (AOM). List the important risk factors for developing severe infections of the paranasal sinuses Mastoiditis is a bacterial infection of the mastoid air cells, which typically occurs after acute otitis media. It is the most common suppurative complication of acute otitis media (AOM), secondary to spread of the Observations and Results: A total ofpatients were enrolled in this study. Symptoms include redness, tenderness, swelling, and fluctuation over the Missing: pdf Introduction. Symptoms include redness, tenderness, swelling, and fluctuation over the mastoid process, with displacement of the pinna. Acute mastoiditis is a serious condition that carries with it a high rate of morbidity and mortality. Diagnosis is clinical Most important risk factors are the young age (often>2 years), high fever, alteration Identify common and uncommon microbiologic causes of otitis, sinusitis, and mastoiditis.

 Difficult  Facile

 Dur e 99 jour(s)

 Cat gories D coration,  lectronique, Alimentation & Agriculture, Musique & Sons, Sport & Ext rieur

 Co t 748 USD (\$)

Sommaire

Étape 1 -
Commentaires

Matériaux

Outils

Étape 1 -