

Linx 8920 manual pdf

Linx 8920 manual pdf


Rating: 4.6 / 5 (2075 votes)


Downloads: 94237


CLICK HERE TO DOWNLOAD>>><https://ohebycis.hkjhsuies.com.es/qz7Brp?keyword=linx+8920+manual+pdf>

47" max speed single linx 8920 manual pdf line 8900: up to 5/ 8920: up to 1, 4: up to 1, 791 fpm ink delivery system fluid cartridges automatic date codes, 8900/ 8910: single range sequential numbering 8920/ 8940: multiple ranges. rs232 1240s h0- 500c\ /, 50/ 60hz. with a simple, touch screen interface, and unique on- screen system monitoring with extended service intervals, the linx 8920 is designed to make your. the lineup of linx 8900 series small character linx 8920 manual pdf continuous inkjet (cij) printers – consisting of the linx 8900, linx 8910, linx 8920 and linx 8940 – offers manufacturers a coding solution with the simplest, most intuitive user interface, the fewest maintenance requirements and the most built in features to ensure maximum uptime. the linx 8940 provides flexible coding with up to 5 lines of print, on high speed production lines, and in challenging environments. easy to use for quick code setup and operation. the linx 8920 cij printer provides flexible coding with up to 5 lines of print across a wide range of production line speeds, and with fewer maintenance interventions than other cij printers. / 700 ink jet printer user' s manual. 8920/ 8940: 5 lines character height range 8900/ 8910: 0. with a simple, touch screen interface, and unique on- screen system monitoring with extended service intervals, the linx 8920 is. these are designed to explain clearly how to get the best from your linx printers and equipment. code smarter, for longer. linx 8900 product demonstration. the linx 8920 cij printer provides flexible coding with up to 6 lines of print across a wide range of production line speeds, and with fewer maintenance interventions than other cij printers. iv 12- dot manual, rev b. so you can spend more time coding, and increasing output from your production line. linx 8900/ 8910 continuous ink jet printers the linx 89 printers make operation, reliability and efficiency easier than ever. please note that the appearance of printed codes depends upon the substrate, the ink type used, printhead to product distance and other application details. find my distributor. 34" 8920/ 8940: 0. integrated valve print system manuals. with the linx 8920. offering the same flexibility and user- friendly interface of the linx 8900 cij printer, pdf the linx 8920 and linx 8940 models boast increased speed, efficiency, and maintenance intervals. linx 8920 read more. this manual contains technical information about the model 8900 series printers. • high- speed cij printing• up to 5 lines of code• advanced system monitoring• up to 50 named lines• service interval of. this guide shows examples of printing with the linx 8900 series continuous ink jet (cij) printers. iv4000, 9 & 18 dot system, rev c. the linx 8920 cij printer provides flexible coding with up to 5 lines of print across a wide range of production line speeds, and with fewer maintenance interventions pdf than other cij printers. with linx reliability built- in, this coder will operate continually in your production environment. linx 8900 operating manual – add other fields if necessary, repeat steps 1 to 7 to create additional prompted fields in your message. 8mm high and operates at speeds up to 2. / 700 service manual. iv700 ink jet printer operations manual, english language, rev g. the linx 8900 series small character continuous inkjet (cij) printer offers manufacturers a coding solution with the

simplest, most intuitive user interface, the fewest maintenance requirements and the most built-in features to ensure maximum uptime. linx supplies a comprehensive range of support documentation and materials with every printing product. linx 8910 prints 3 lines of code up to 20mm high for carton coding/ retail-ready packaging, and operates at speeds up to 7. linx 8920 printhead side elevation front elevation 503mm 440mm 355mm for more information, contact linx printing technologies ltd, linx house, 8 stocks bridge way, compass point business park, st pdf ives, cambs, pe27 5jl, uk. this information supplements the information contained in the model 8900 series printer user's manual part no. check out the video to see the linx 8900 in action! the linx 8920 cij printer provides flexible, coding with up to 5 lines of print across a wide range of production line speeds, and with fewer maintenance interventions than other cij printers. 2 configure prompted fields user entry option to configure a prompted field created with the user entry option: at the editor screen in edit mode, touch the field to select it. with an ip65 rating, simple touch screen interface, and fewer maintenance interventions, the linx 8940 is designed to provide high speed, low maintenance coding. telephoneemail.com website www. integrated valve print system, rev b. linx 8920 80mmo 42mm 355mm 440mrn 503mm 400mm ñit900* tepts. and is essential to programmers, system managers, and other technically oriented people. with linx reliability built-in, this coder will operate continually in your production environment and also help reduce delays. linx 8900 series product demonstration linx 8900 series cij printer

 Difficulté **Moyen**

 Durée **447 heure(s)**

 Catégories **Décoration, Électronique, Jeux & Loisirs**

 Coût **664 USD(\$)**

Sommaire

Étape 1 -
Commentaires

Matériaux

Outils

Étape 1 -