

Jsp tutorial pdf

Jsp tutorial pdf


Rating: 4.8 / 5 (2190 votes)


Downloads: 98180


CLICK HERE TO DOWNLOAD >>> <https://rizari.hkjhsuies.com.es/qz7Brp?keyword=jsp+tutorial+pdf>


jsp technology makes available all the dynamic capabilities of java servlet technology but provides a more natural approach to creating static content. servlet/ jsp technologies (in ee) enable for developing dynamic, portable, secure, robust, reliable web applications. for example we can create an int variable in jsp at class level. every time you change the jsp file, it will be re- compiled again. jsp declaration jsp declarations are used to declare member methods and variables of servlet class. html file, java class file, and web. jsp provides a way to easily access java code and objects from within a web page, simplifying the. this tutorial will teach you how to use java server pages to develop your. jsp have access to the entire family of java apis, including the jdbc api to access enterprise databases. chapter 3: creating custom tag libraries using jsp 2. step- 3: place your application inside a folder. this article will provide a thorough overview of javaserver pages using java 8 and java 7 ee. each jsp page is turned into a java servlet, compiled and loaded. and ends with % >. the article provide details about servlet api and it' s main interfaces and classes. - - - need more details, check out my full jsp course. jsp technology is the extension to servlet technology. after the first request, the file doesn' t take long to load anymore. chapter 1: getting started with jsp. com, and thousands of other popular sites. run a simple jsp page: step- 1: save the jsp file using ". servlet & jsp: a tutorial, second edition. javaserver pages (jsp) allows dynamic content injection into static contents using java and java servlets. we also learn about servlet attributes and create our servlet login example project. it can consist of either html or xml (combination of both is also possible) with jsp actions and commands. they are as follows: 1) extension to servlet. the jsp tags which allow java code to be included into it are < pdf % — - java code— - % >. this tutorial provide details about servlet and it' s benefits over cgi. now, let' s take an example jsp tutorial pdf where i will be creating a simple login servlet and display the output in the browser. java server pages (jsp) is a technology which is used to develop web pages by inserting java code into the html pages by making special jsp tags. the main features of jsp technology are as follows: a language for. jsp pages are executed on a web server, and the resulting output is sent to the client' s web browser. jsp i about the tutorial java server pages (jsp) is a server- side programming technology that enables the creation of dynamic, platform- independent method for building web- based applications. java server pages (jsp) is a technology that allows developers to create dynamic web pages using a combination of html, xml, and java code. jsp - cookies jsp - redirect and forward jsp - date and time jsp - sending email jsp - database connection. pages (jsp) is a java technology that allows a developer to rapidly create dynamic web applications. in addition to, we can use implicit objects, predefined tags, expression language and custom tags in jsp, that makes jsp development easy. we can make requests to a java servlet, perform relevant logic, and render a specific view server- side to be consumed client- side. we will also look into the jsp comments, scriptlets, directives, expression, declaration and jsp attributes in brief detail. in this lecture, we study servlets and jsp technologies 3

servlets/ jsp vs. servlet and javaserver pages (jsp) are the underlying technologies for developing web applications in java. jsp” extension (ex- “ hello. jsp stands for java server pages is a technology for building web applications that support dynamic content and acts as a java servlet technology. full course: jsp, servlets and. the very first step is to create a dynamic web project and then proceed further. praise for the pdf head first approach “ java technology is everywhere— in mobile phones, cars, cameras, printers, games, pdas, atms, smart cards,, chapter 2: comments in jsp. this is mainly used for implementing presentation layer (gui part) of an application. jsp is an extension of servlets and every jsp page first gets converted into servlet by jsp container. a complete jsp code is more like a html with bits of java code in it. the jsp specification, or standard, continues to evolve. java server page. for example, in above jsp example, i am using page directive jsp tutorial pdf to to instruct container jsp translator to import the date class. advanced jsp tutorials. learning jsp ebook (pdf) download this ebook for free. we can use all the features of the servlet in jsp. a jsp document is a jsp page written in xml syntax as opposed to the standard syntax described in chapter 5, javaserver pages technology. jsf servlets and jsp well- established standard used by google. this jsp tutorial series will help you quickly get up to speed with jsp. while other technologies exist, only jsp provides jsp tutorial pdf a powerful, portable, and easily extensible framework that supports the development of dynamic web applications. we also look into servlet 3 annotations in brief details that is used in further tutorials. jsp and servlets. one important point to note – for any servlet program, you need 3 files – index. because it is written in xml syntax, a jsp document is also an xml document and therefore gives you all the benefits offered by the xml standard: you can author a jsp document. jsp declarations starts with < %! javaserver pages (jsp) technology allows you to easily create web content that has both static and dynamic components. java server pages (jsp) is a server side technology for developing dynamic web pages. jsp”) step- 2: start the server. javaserver pages documents. brainy software inc, - computers - 630 pages. they are essential for any programmer to master in order to effectively use frameworks such as javaserver faces, struts. 0 (without java classes) chapter 4: directives. this compilation happens on the first request. there are many advantages of jsp over the servlet. step- 4: to execute the jsp script, simply start tomcat server and use a browser to browse an pdf url of the jsp page i. java server pages (jsp) is a server- side programming technology that enables the creation of dynamic, platform- independent method for building web- based applications. chapter 5: implicit objects. in this jsp example tutorial, we will look into the basics of jsp, advantages of jsp over servlets, life cycle of jsp, jsp api interfaces and classes and where can we put jsp files in the web application.

 Difficulté **Moyen**

 Durée **777 minute(s)**

 Catégories **Alimentation & Agriculture, Machines & Outils, Recyclage & Upcycling**

 Coût **331 EUR (€)**

Sommaire

Étape 1 -
Commentaires

Matériaux

Outils

Étape 1 -
