

# Iso 8132 pdf

Iso 8132 pdf


Rating: 4.6 / 5 (6394 votes)

Downloads: 50543


CLICK HERE TO DOWNLOAD>>><https://unijow.hkjhsuies.com.es/qz7Brp?keyword=iso+8132+pdf>


the main changes are as follows: the reference to iso 3322 ( withdrawn) has been replaced by iso 2944 ( scope ); the rod clevis, female thread ( ap2), shall be screwed firmly against the piston rod shoulder before the two pieces are locked. stainless steel attachments are available on request. b500 1 model code notes: this document covers the following accessories, identified in accordance with iso 6099: — ap2 — rod clevis, female thread ( see figure 1 and table 1 ) ; iso 6 components product index. anschweissplatte typ tbp, base plate. bracket for hydraulic cylinders 160 bar series, according to standard din 24556. iso 8132: 19: 1996 4 content of operator' s manuals 4. the accessories have been designed specifically for use with cylinders manufactured in accordance with iso 6020- 1 and iso 6022, but this does not limit their application[ 1]. 077658 d ats be belgium 0. 1 any document drafted in accordance with this international standard shall be identifiable as the relevant manual for a specific machine. this document is available in either paper or pdf format. iso 8132: pdf download hydraulic fluid power — mounting dimensions for accessories for single rod cylinders, 16 mpa ( 160 bar) medium and 25 mpa ( 250 bar) series. the design of these accessories is based on the maximum forces resulting from the specified internal diameters of the cylinders and pressures according to iso 3320 and iso 3322. passend für schwenkzapfen- lagerbock nach iso 8132. 6484 q aud at austria 0. 1 identification of manual 4. request info about this product. this document was prepared by technical committee iso/ tc 131, fluid power systems, subcommittee sc 3, cylinders. suitable for trunnion bracket according to iso 8132. through the diligent efforts and guidance from purdue mep, jaeger- unitek was able to fully secure a state- funded grant to help cover almost all of the funding to cover all of the activities. hydraulic fluid power — mounting dimensions for accessories for single rod cylinders. note 1 this requirement can be achieved by including such information as the identity of the manufacturer, manufacturer. purdue mep truly partnered with jaeger- unitek to provide a complete and comprehensive iso 50001 certification and training package. 1 scope document specifies the mounting dimensions for accessories for single rod cylinders in accordance with iso 8132. required accessories with interchangeability designed of. bracket din 24556. see section for possible combinations. created date: 2: 34: 33 pm. genormte befestigungsteile standardized accessories. iso 8132: ( e) hydraulic fluid power — mounting dimensions for accessories for single rod cylinders, 16 mpa ( 160 bar) medium and 25 mpa ( 250 bar) series. add to basket scope. din iso 8132: e) hydraulic fluid power - mounting dimensions for accessories for single rod cylinders, 16 mpa ( 160 bar) medium and 25 mpa ( 250 bar) series ( iso 8132: ). iso 8132 specifies the mounting dimensions required for the interchangeability of accessories for 16 mpa [ 160 bar] medium series cylinders in accordance with iso 8132 and for 25 mpa ( 250 bar) series cylinders, in accordance with iso 8132. this document specifies the. 197355 q brl ca canada 0. this fourth edition cancels and replaces the third edition ( iso 8132: ), which has been technically revised. language in which you want

to receive the document. the main changes are as follows: – the reference to iso 3322 ( withdrawn) has been replaced by iso 2944 ( scope ) ; iso 8132: applies only to the dimensional criteria of products manufactured in conformity with this international standard; it does not apply to their functional. iso- 8132 hydraulic fluid power. ausgelegt für hydrozylinder nach dinbar), iso 6020/ 1 ( 160bar), din 24 333 und isobar) zylinderschraube iso 1207. to iso 6982, iso 8132 and iso 8133 table b500- 23/ e the table at side shows the atos range of standard rod attachments and brackets: they are available for each cylinder bore. 02649 d bef br brazil 0. af - 20 example 3 a clevis bracket, straight of type 20 ( ck = 20), conforming to iso 8132 is designated by: ab - 20 example 4 a clevis bracket, in angle of type 20 iso 8132 pdf ( ck = 20), conforming to iso 8132 is designated by: ab - 20 example 5 a trunnion bracket of type 20 ( cr = 20), conforming to iso 8132 is. country/ union rate ind cur code ; au australia 0. hydraulic fluid power - mounting dimensions for accessories for single rod cylinders, 16 mpa ( 160 bar) medium and 25 mpa ( 250 bar) series ( iso 8132: ) this standard lays down the mounting dimensions required for the interchangeability of accessories for the 16 mpa [ 160 bar] medium series cylinders in accordance with isoand for the 25. iso 8330: pdf download. iso 7963: pdf download. material en- gjs 500 / 7.

 Difficulté **Moyen**

 Durée **685 minute(s)**

 Catégories **Art, Électronique, Énergie, Recyclage & Upcycling, Science & Biologie**

 Coût **13 EUR (€)**

## Sommaire

Étape 1 -  
Commentaires

Matériaux

Outils

Étape 1 -