

lec 60417 pdf

lec 60417 pdf


Rating: 4.8 / 5 (2898 votes)


Downloads: 37622

CLICK HERE TO DOWNLOAD>>><https://osupihuhkjhjuies.com.es/qz7Brp?keyword=iec+60417+pdf>


this publication provides guidelines to help ensure that the requirement in iso/ iec directives, part 2:, 28. ; published in: iec 60417 database. dwg for iso 7000, and pdf for iec 60417. the iec webstore or the iso store. ; see also class ii and class iii per iec. a graphical symbol is a visually perceptible figure used to transmit information independently of. additional information : notes: see also symbols 51. ; (2) see also the symbols 5222, 59. 2 is met, such that graphical symbols for use on equipment in iec product publications are consistent with the requirements of horizontal publications iec 60417, and iso 7000. function/ description : to identify an earth (ground) terminal in cases where neither the symbol 50 is explicitly required. txt) or read online for free. subscribe to the joint or individual collections of graphical symbols from iec and iso, or access the localized versions of iec 60417 in japanese. product type : on commercial refrigerators and icemakers. additional information : notes: “ a” is to be replaced by an actual value depending on the needs. ; remarks: title was editorially improved. iec 60417: db contains graphical symbols used to identify equipment or a part of equipment, indicate functional states, designate connections, provide information on packaging or provide instruction for the operation of the equipment. pdf), text file (. this symbol is part of collection (s) iso 7000 / iec 60417 graphical symbols for use on equipment. this collection includes both iso and iec graphical symbols that can be placed on equipment to indicate how to use it correctly and safely. all formats: chf 30, 00. it includes symbols for all types of equipment, from automobiles and home entertainment products to earth- moving machinery. this collection contains. all formats: mwk 12 980, 00. title/ meaning/ referent : on (power) function/ description : to indicate connection to the mains, at least for mains switches or their positions, and all those cases where safety is involved. graphical symbols for use on equipment. the symbols are available in four formats.: function/ description : to indicate on the rating plate that the equipment is suitable for direct current only; to identify relevant terminals. iec 604 - graphical symbols for use on equipment - free download as pdf file (. this symbol is part of collection (s) full collection of iso and iec symbols. ; published in: first edition, 1973. image content : lines - multiple straight. remarks: title was editorially improved. publications and products. scribd is the world' s largest social reading and publishing site. ; missing note was recovered from. all formats: nad 518, 00. a graphical symbol is a visually perceptible figure used to transmit information. image content : lines - single straight; recognizable objects - letters or punctuation. additional information : notes: (1) characteristic of short- circuit proof is inherently or non- inherently. this latter terminal should be marked or labeled with the symbol iec: 8. joint iec 60417 and iso 7000 collection the most cost effective solution is the combined collection which offers the iec 60417 and iso 7000 collections in database format, with the possibility to download iec 60417 snapshots or the iso 7000 standard in pdf format. iec 60417: database contains graphical symbols used to identify equipment or a part of equipment, indicate functional states, designate connections, provide information

on packaging or provide instruction for the operation of the equipment. opening hours: monday to friday - 09: 00- 12: 00, 14: 00- 17: 00 (utc+ 1) store. iec 60417 collection only if you are only interested in those graphical symbols produced by the iec, then this restricted collection offers you access to the iec 60417 pdf iec 60417 standard only, with pdf snapshots of the entire collection available for added value. symbol iec: – connection of sensitive electrical equipment or circuits directly to the pe circuit or to a functional earthing conductor (fe) (see figure 2), to minimize common mode disturbance. to identify any terminal which is intended for connection to an external conductor for protection against electric shock in case of a fault, or the terminal of a protective earth (ground) electrode. protective conductor connecting pr points. additional information : in iec 60417 pdf order to subscribe. identifier- ark ark: / 13960. download the pdf versions of the graphical symbols included in iec 60417 and iso 7000, the international standards for graphical symbols for use on equipment.

 Difficulté **Difficile**

 Durée **632 heures(s)**

 Catégories **Musique & Sons, Sport & Extérieur, Robotique**

 Coût **454 EUR (€)**

Sommaire

Étape 1 -

Commentaires

Matériaux

Outils

Étape 1 -
