

How to edit a adobe pdf document

How to edit a adobe pdf document


Rating: 4.9 / 5 (3329 votes)


Downloads: 1022


CLICK HERE TO DOWNLOAD>>><https://calendario2023.es/7M89Mc?keyword=how+to+edit+a+adobe+pdf+document>

From the All tools menu, select Protect a PDF. From the left panel, select Remove security. Download your completed form or get a Remove password security. For permissions password, enter it in the Enter Password box, then select OK. Confirm the action by selecting OK again After Acrobat uploads the file, sign in to complete the fillable form. Select the PDF document you want to fill in and sign. Click Next. Watch Acrobat automatically convert your PDF to ExcelClick the Select a file button above, or drag and drop a file into the drop zone. Watch Acrobat automatically convert your file from PDF to PPT How to convert a PDF to Excel online. Follow these easy steps to turn a PDF document into a Microsoft Excel spreadsheet: Click the Select a file button above, or drag and drop a PDF into the drop zone. Open the PDF in Acrobat. For Document Open password, select OK to remove it. Select the PDF file you want to turn into a PPTX file. If the document has a Document Open password, click "OK" to remove it from the document Select Tools › Redact › Redact Text & ImagesClick the drop-down menu and choose Find Text & RedactIn the Search dialog box, search the current PDF or all PDFs in another locationPick your preference: Single word or phrase: Just type the word or phrase in the text field How to convert PDF to PPT. Follow these easy steps to convert a PDF into a Microsoft PowerPoint presentation: Click the Select a file button above, or drag and drop files into the PDF drop zone. Select the PDF you want to convert to the XLSX file format. Use the "Unlock" tool: Choose "Tools" > "Protect" > "Encrypt" > "Remove Security." Remove Security: The options vary depending on the type of password security attached to the document. Open the PDF in Acrobat. Use the tools in the Sign panel to fill in the form fields and add your PDF signature.

 Difficulté Très facile

 Durée 693 heure(s)

 Catégories Décoration, Électronique, Énergie, Alimentation & Agriculture, Robotique

 Coût 364 USD (\$)

Sommaire

Étape 1 -

Commentaires

Matériaux

Outils

Étape 1 -
