

How to duplicate pdf in adobe


How to duplicate pdf in adobe


Rating: 4.6 / 5 (3047 votes)

Downloads: 5048


CLICK HERE TO DOWNLOAD>>><https://myvroom.fr/7M89Mc?keyword=how+to+duplicate+pdf+in+adobe>

Then, check if your PDF allows copying, and if it does, move to the next section to actually copy something from your file. Then you have two tabs for the same PDF file. Check If a PDF Allows Copying of Content Slight addition to serhio's answer. I think it's a great omission on the part of Adobe not to include a Duplicate Tab feature Open a PDF file. , · Duplicate an entire pdf document in adobe Duplicate an entire pdf document in adobe. WKind. New Here, , Hi there, How do I duplicate an StepOpen your PDF form in Adobe Acrobat, choose the Prepare Form mode and click on the button as shown below: StepHaving clicked on the button, drag it to the designated place in your form and specify its field name in the popup (the name will be shown to you only in the Adobe Acrobat, while it won't be displayed to the app users inUse Adobe Acrobat Reader DC to Copy Text From a PDF To use this method, first, download and install the free Adobe Acrobat Reader DC app on your computer. If Adobe Reader is your default PDF program, just double-click the PDF file that you want to open to open it in Acrobat ReaderRight-click anywhere on the document and select Select Tool In Acrobat Reader DC (released in) Open your document; Go to the WindowNew Window; Drag and drop the tab of the new window on to the tab bar of the old one. To do so, click the File menu, select Open, choose your PDF, and then click Open.

 Difficulté Difficile

 Durée 492 jour(s)

 Catégories Électronique, Énergie, Sport & Extérieur, Recyclage & Upcycling, Robotique

 Coût 585 USD (\$)

Sommaire

Étape 1 -

Commentaires

Étape 1 -