

# How to change password of pdf file

How to change password of pdf file


Rating: 4.3 / 5 (3792 votes)


Downloads: 31169


CLICK HERE TO DOWNLOAD>>><https://calendario2023.es/QnHmDL?keyword=how+to+change+password+of+pdf+file>

Get Offline App. As you can see, multiple file processing is also enabled for the desktop app, so you can unlock or encrypt as many PDFs as you'd like in one go Click "Protect" to add the , · In order to password protect a PDF, open the document in Acrobat Standard or Pro, then click the Menu icon in the top-left corner and select Protect Using Encrypt and protect PDF with a password to safeguard sensitive information. You can also click File > Properties and click the "Security" tab Open the PDF in Acrobat.; Use the "Unlock" tool: Choose "Tools" > "Protect" > "Encrypt" > "Remove Security." Remove Security: The options vary depending on the type of password security attached to the document Open the password-protected PDF in Adobe Acrobat. Unlock PDF offline. Meet the fastest way to remove password protection from PDF. Simply locate the file, drag it into the tool, provide the password if you know it, click 'Unlock PDF', and the task is done! Remove security from password protected PDF files Download, install and open the Desktop app. Select your protected files that you want to remove the password from or drop them into the file box and start the process. Select "Unlock" from the left-hand panel. Drag a PDF into the window. Enter the password when directedClick File in the menu bar, then choose PropertiesIn the Document Properties window, click the Security Remove PDF password security, giving you the freedom to use your PDFs as you want. A few seconds later you can download your unlocked How To Password-Protect a PDF Document: Import or drag & drop your file to our Protect PDF tool. Click "Unlock," and you're all set! Type and confirm the password you'd like to use. Remove PDF password online. or drop PDFs here. Click the lock icon at the left side of the window and click "Permission Details". Select PDF files. Secure your PDF files online, with ease and without registrationOpen the PDF file in Adobe Acrobat Pro and provide its password to view it.

 Difficult  Facile

 Dur e 190 jour(s)

 Cat gories D coration,  lectronique, Mobilier

 Co t 748 EUR ( )

## Sommaire

 tape 1 -

Commentaires

Matériaux

Outils

---

Étape 1 -

---