

How fill out a pdf form


How fill out a pdf form


Rating: 4.5 / 5 (1927 votes)

Downloads: 41119


CLICK HERE TO DOWNLOAD>>><https://tds11111.com/7M89Mc?keyword=how+fill+out+a+pdf+form>

If you already have existing documents you use that you'd like to make fillable, Acrobat can help with that too. Click the Tools tab and select Prepare Form. Select a file, like a Word document, Excel sheet, or scan of a paper document. Step Use the available tools to fill out and sign your PDF file. Step Download the filled-out PDF to your device. Select a file. Fill out your form: Complete form filling by clicking a text field. Fill and sign a PDF. Drag and drop a PDF to use the Acrobat PDF form filler. Everyone knows how easy it is to convert a Word. Create a fillable PDF from an existing PDF document. Files are secured using HTTPS w/TLS. How to fill out a PDF online: Step Select your PDF in our free online PDF Filler tool. Acrobat will automatically analyze your document. How to fill out a PDF online: Step Select your PDF in our free online PDF Filler tool. Step Use the available tools to fill out and sign your PDF file. Drag your PDF file on to the document dropzone above, or click Upload to choose a file from your computer. Step fill your PDF form. Once min read. Click the "Fill & Sign" tool in the right pane. Complete a form and add your signature. How to fill and sign a PDF form: Open a PDF document in Acrobat. Step Download the filled Step Upload PDF form. by Navni Dighe.

 Difficulté **Moyen**

 Durée **403 jour(s)**

 Catégories **Art, Décoration, Alimentation & Agriculture, Machines & Outils, Sport & Extérieur**

 Coût **249 USD (\$)**

Sommaire

Étape 1 -

Commentaires

Matériaux

Outils

Étape 1 -
