

How do i enable hyperlinks in pdf

How do i enable hyperlinks in pdf


Rating: 4.7 / 5 (4907 votes)


Downloads: 11473


CLICK HERE TO DOWNLOAD>>><https://myvroom.fr/7M89Mc?keyword=how+do+i+enable+hyperlinks+in+pdf>

Last updated on Also applies to Adobe Acrobat, Adobe Acrobat More. Clicking an unknown link to a site poses a security risk to your device In this video I will show you How to Add Hyperlink in PDF. You can create a clickable PDF or an interactive PDF for free in Adobe Acrobat DC. If you created Adobe Acrobat makes it possible and easy for you to hyperlink to an online site, a different section within the same Open your PDF Activate the Select functionality from the toolbar by clicking on the dotted square icon or by pressing the Esc button. There is only one option: Always block the connection of untrusted Microsoft Query files (.iqy, .oqy, .dqy). Check this option if you want to block connections to Microsoft Query files In the Preferences dialog box, select Trust Manager in the Categories on the left and then select Change Settings. To allow access to all sites, select Allow PDF files to access all sites. In this video I will show you How to Add Hyperlink in PDF. You can create a clickable PDF or an interactive PDF for free in Adobe Acrobat DC. If you created How to open PDF links in Adobe Reader. To do this, go to the Tools menu and click on "Select & Zoom", Open the PDF in which you want a hyperlink in Adobe Acrobat Click Choose Tools, Content and Link. Move the Cross hair pointer to the place in the document and The Hyperlink tool is used to insert and view hyperlinks in a PDF. Once placed, a hyperlink will perform its defined action when clicked. When you are working with a PDF file, you can hyperlink almost anything. What can I hyperlink in PDF files? Select Block PDF Files' access to all sites to restrict access to all sites Need to learn how to hyperlink in PDF documents? Allow or block site links in PDFs. Overview. Highlight the text you want to hyperlink to In the context menu that appears, click on the link icon Under the URL section in the dialog, enter the link you wish to insert How to allow or block links to the Internet in PDFs for all or selected sites. Let's dive into a couple of ways you can work with PDF hyperlinks. In Adobe Acrobat Reader, the first thing to do is choose the "Select" tool. For batch hyperlinking, see Batch Link In Excel, click the File tab. When that action is to open another PDF, clicking the hyperlink will open the document in the foreground and CTRL-clicking the hyperlink will open it in the background. Click Options > Trust Center > Trust Center Settings, and then click External Content.

 Difficulté Facile

 Durée 866 heure(s)

 Catégories Décoration, Alimentation & Agriculture, Bien-être & Santé

 Coût 993 USD (\$)

Sommaire

Étape 1 -

Commentaires

Matériaux

Outils

Étape 1 -
