

Gn 4w s citizen manual

Gn 4w s citizen manual


Rating: 4.5 / 5 (1521 votes)


Downloads: 7289


[CLICK HERE TO DOWNLOAD>>>https://tds11111.com/7M89Mc?keyword=gn+4w+s+citizen>manual](https://tds11111.com/7M89Mc?keyword=gn+4w+s+citizen>manual)

Push in the crown to position 0 Lock. Rotate the crown counterclockwise until it releases from the case. The watch indicates morning when the date changes. To set an afternoon or evening hour, turn the hands to first, then set the time. With gentle pressure towards the case, rotate the crown clockwise to secure it to the case Pull out the crown to position Turn the crown to the left (counterclockwise) to set the date. In an effort to be more eco-conscious, we are no longer printing watch manuals Screw down crown and screw down push button. Identify your timepiece. Screw down crown. Press and release the upper right button (B). Turn the crown to set the time. Push the crown in to the case. Lookup Instructions. Unlock. Alternatively, you can search When the capacity of the rechargeable cell reases as a result of light not shining on the solar cell, the second hand switches fromsecond interval movement tosecond B Manual; Table of Contents Component Identification Charging your watch Adjusting the time Adjusting the calendar Using the chronograph Download Full Instructions & Specifications Models using B Compo See more; Why didn't my watch come with a manual? Quickly Rotate the crownor more 'clicks' consecutively to advance the hands rapidly. Rotate the crown to the left (counterclockwise) or right (clockwise) byclick to stop manual updating or STD (no daylight savings time) with a choice for manual or automatic update. In order to serve the correct instruction manuals you first need to identify your timepeice. The chronograph second hand will Setting Instructions. Unlock the crown prior to operate your watch. Once you have Find the manual of the watch: Click on the first character of your movement number/caliber in the list below and then select the corresponding caliber.

 Difficulté Très facile

 Durée 420 jour(s)

 Catégories Maison, Machines & Outils, Musique & Sons, Jeux & Loisirs, Robotique

 Coût 119 EUR (€)

Sommaire

Étape 1 -

Commentaires

Matériaux

Outils

Étape 1 -
