

Gliricidia sepium pdf


Gliricidia sepium pdf


Rating: 4.6 / 5 (3982 votes)

Downloads: 18780


CLICK HERE TO DOWNLOAD>>><https://calendario2023.es/7M89Mc?keyword=gliricidia+sepium+pdf>

and • Gliricidia seeds can be directly1 planted in well-prepared cropland or raised in a nursery for 6–8 weeks before transplantingDirect sowing of gliricidia seeds is possible with seeds per hole at a depth of cm. Standard petal round The design of experiment is show in TableTableExperimental design Location Group Level of gliricidia UL R1 G0 GGR2 G0 GLL R3 G0 GGR4 G0 GGR1 G0 R2 G0 GGR3 G0 GGR4 G0 GGGliricidia as an agroforestry speciesIt is a fast-growing shrub and establishes well on acidic, degraded and infertile soilsGliricidia is an excellent biomass producer (both wood. For uniform germination; Soak gliricidia seeds in hot water (C)2 forhours Ecology: Uses: iron. It grows in a variety of soils, both acidic and low in fertility, mainly in humid coastal lowlands or lake basins,, m in Tanzania. vement, live fen Flowers bright pink to lilac, tinged with white, usually with a diffuse pale yellow spot at the base of the standard petal, calyx glabrous, green, often tinged red. ck st.

 Difficulté **Moyen**

 Durée **781 minute(s)**

 Catégories **Art, Alimentation & Agriculture, Robotique**

 Coût **702 EUR (€)**

Sommaire

Étape 1 -

Commentaires

Matériaux

Outils

Étape 1 -

.....