


# Geiger Counter - Radiation Sensor Board for Arduino

The main finality of the Radiation Sensor Board for Arduino and Raspberry Pi is to help people in Japan to measure the levels of radiation in their everyday life after the unfortunate earthquake and tsunami struck Japan in March 2011 and cause the nuclear radiation leakages in Fukushima. We want to give the chance to measure by themselves this levels instead of trusting in the general advises which are being broadcasted. The usage of this sensor board along with the affordable and easy to use Arduino platform helps people to get radiation values from specific places.

 Difficulté **Moyen**


 Durée **2 heure(s)**

 Catégories **Électronique, Alimentation & Agriculture, Science & Biologie**

 Coût **200 EUR (€)**

## Sommaire

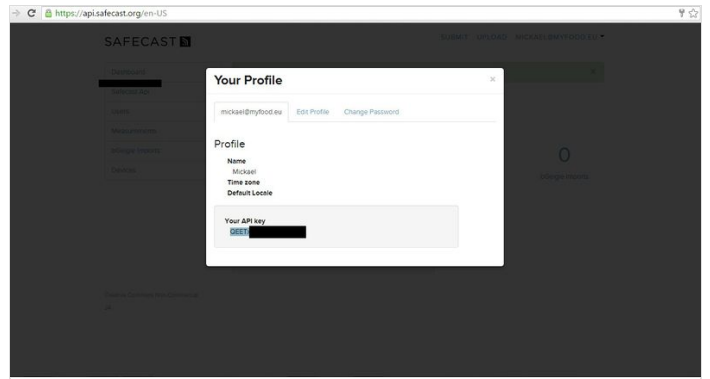
- Étape 1 -
- Étape 2 -
- Étape 3 -
- Étape 4 -
- Étape 5 -
- Étape 6 -
- Étape 7 -
- Commentaires



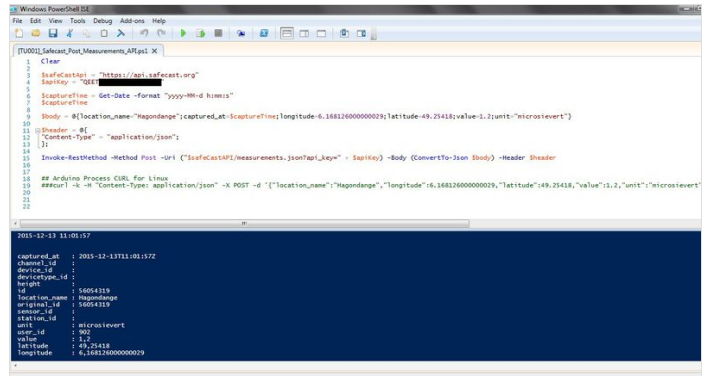
## Matériaux

## Outils

## Étape 1 -



## Étape 2 -

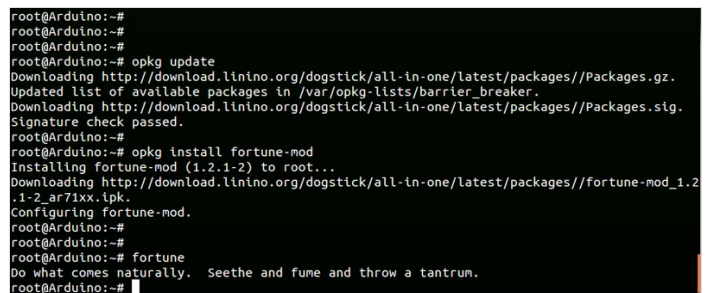


## Étape 3 -

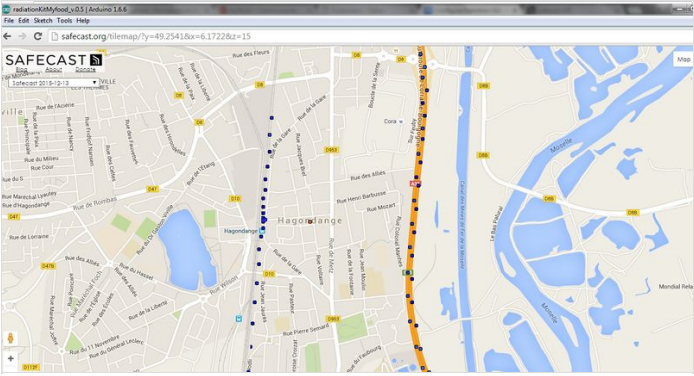
## Étape 4 -



## Étape 5 -



# Étape 6 -



# Étape 7 -

