

Free pdf tools windows

How to view pdf files


Rating: 4.4 / 5 (4814 votes)


Downloads: 17850


CLICK HERE TO DOWNLOAD>>><https://tds11111.com/QnHmDL?keyword=how+to+view+pdf+files>

Click on 'Get Info'. Open the "My Files" or "File Manager" app on your device Right click on any PDF file. Forget software signups Find the PDF file you want to open. In the 'Open with' section, select 'Smallpdf'. Open and read PDFs online with this fast PDF viewer. Press "Change" next to "Opens with.". If you need to open the You can open a PDF in many ways: from within the Acrobat application, from your email application, from your file system, or on a network from within a browser. How To Choose A Default PDF Reader on Windows: Right-click on any PDF file. Typically, when you download a PDF file, you can open it from your Notification bar by tapping the completed download. In the pop-up window, click 'Continue' to finish the process. Open a View your PDF files online, without needing to download any program, with Smallpdf PDF ReaderFind the PDF file you want to open. Select Smallpdf from the list of options Typically, when you download a PDF file, you can open it from your Notification bar by tapping the completed download. Learn how to view a PDF on Windowsin two simple steps with Adobe Acrobat, the best PDF reader for Windowsdevices. Download, open, and set Acrobat as your default View your PDF files online, without needing to download any program, with Smallpdf PDF Reader. If you need to open the PDF file later, you can do so from your Downloads folder. Then click 'Change All'.

 Difficulté Très facile

 Durée 220 jour(s)

 Catégories Maison, Musique & Sons, Robotique

 Coût 793 EUR (€)

Sommaire

Étape 1 -

Commentaires

Matériaux

Outils

Étape 1 -
