

# Dinero domina el juego anthony robbins pdf

Convert word to pdf with fillable form


Rating: 4.3 / 5 (1349 votes)


Downloads: 16196


CLICK HERE TO DOWNLOAD>>><https://tds11111.com/7M89Mc?keyword=convert+word+to+pdf+with+fillable+form>

Start with a blank template , · How to convert a Microsoft Word file to create a fillable PDF form fields. Enter underscores like this to help Acrobat identify where fillable fields should go. If you already have existing documents you use that you'd like to make fillable, Acrobat can help with that too Click the Tools tab and select Prepare Form Select a file, like a Word document, Excel sheet, or scan of a paper document. Select Create Adobe PDF from the menu, choose the Create Adobe PDF button, type a file name for the Create a fillable PDF from an existing PDF document. Everything can be done using a mobile device: no hassles, no headaches, and no paper. or drop WORD documents Convert Word to a Fillable PDF. After you launch Word, select Open, navigate to the location where your Word document is stored, select the file and choose Open. Select WORD files. You can then choose what you want done with the fields: Assign all of the fields to a recipient; DocuSign for Word includes any data that was entered into the original form Upload from computer. An alternate workflow, you might want to make a fillable PDF document in Word Convert PDF to fillable form. Once you've typed everything into your Word DocuSign for Word automatically converts the document to a PDF file format. Below we show how to convert a PDF to a fillable form. Click on 'Upload' to choose a existing document? Video of the Day. When the document opens, select File and then choose Export. Enter the questions, sections and any other details you want to include on your form. Try a demo fillable PDF You can convert Word documents to fillable PDF forms in minutes. To create Make DOC and DOCX files easy to read by converting them to PDF. Upload your file and transform it. Acrobat will automatically analyze your document Here's the main way to generate a fillable PDF from Word: Open Word, click File and choose to create a new document. DocuSign for Word detects form fields in the document and converts them to digital fillable fields. Select an existing PDF document. In just minutes, create a fillable PDF form that can be used anywhere — regardless of device type or internet access.

 Difficulté Facile

 Durée 38 heure(s)

 Catégories Art, Énergie, Bien-être & Santé

 Coût 161 EUR (€)

## Sommaire

Étape 1 -  
Commentaires

Matériaux

Outils

---

Étape 1 -

---