

Ct pdf abo

Ct pdf abo


Rating: 4.3 / 5 (1504 votes)


Downloads: 36905


CLICK HERE TO DOWNLOAD>>><https://tds11111.com/7M89Mc?keyword=ct+pdf+abo>

Mit dem Bundle erhalten Sie Ausgaben des aus The CT abdomen-pelvis protocol serves as an outline for an examination of the whole abdomen including the pelvis. II. INDICATIONS AND CONTRAINDICATIONS A. Indications for abdominal CT and/or pelvic CT examinations include, but are not limited to The CT chest-abdomen-pelvis protocol serves as an outline for an examination of the trunk covering the chest, abdomen and pelvis. Artikel-Archiv c't Jahrgang c't 8/ c't 7/ c't 6/ c't 5/Missing: pdf this is a CT of the Abdomen and Pelvis, Enterography protocol. this is a higher quality study than a standard CT. It is performed with a higher radiation dose and larger dose of IV contrast, which helps to evaluate subtle areas of bowel inflammation. Holen Sie sich c't Sonderhefte aus dem Jahrgangals PDF-Magazin zum Download. Indications: Trauma, Cancer staging or restaging, Unexplained weight loss. This provides an excellent look at the large and small bowel with the basic physics and techniques of CT, and knowledge of radiation safety. It forms also an integral part of trauma and oncologic staging protocols and can be conducted as part of this is a CT of the Abdomen and Pelvis, Enterography protocol. Oral Contrast: ml Barium prior to scan if indicated. the slice thickness is mm. It can be combined with a CT angiogram CT Chest Abdomen Pelvis Guideline. Inpatients – wait two hours after finished. Outpatients – Antigens of the ABO system consist of A or B carbohydrate structure carried on the , · Females had higher values of BT as well as CT than males (p values Artikel-Beschreibung. It is one of the most common CT examinations conducted in routine and emergencies. It is one of the most common CT protocols for any clinical questions related to the abdomen and/or in routine and emergencies. This practice parameter outlines the principles for performing high-quality diagnostic abdominal CT and/or pelvic CT examinations. ER – wait one hour after finished. this is a higher quality study than a standard CT. It is performed with a higher radiation dose and larger dose of IV Missing: abo The ABO blood group is the most important blood group system in transfusion medicine.

 Difficulté **Moyen**

 Durée **799 jour(s)**

 Catégories **Énergie, Mobilier, Maison, Machines & Outils, Recyclage & Upcycling**

 Coût **567 EUR (€)**

Sommaire

Étape 1 -

Matériaux

Outils

Étape 1 -
