




# Crucial 1Z0-517 Exam Questions: What You Need to Prepare For

Master Oracle 1Z0-517 by focusing on setup, transactions, reporting, integration, security, and maintenance. Use a structured study plan for best results.

 Difficulté **Moyen**

 Durée **3 mois**

 Catégories **Science & Biologie**

 Coût **79 USD (\$)**

## Sommaire

Introduction

Understanding General Ledger Setup

Financial Transactions and Journals

Reporting and Reconciliation

Integration with Other Modules

Security and Access Control

Troubleshooting and Maintenance

Preparation Study Plan

Summary

Étape 1 -

Commentaires

## Introduction

The Oracle 1Z0-517 exam, also known as the Oracle E-Business Suite R12.1 General Ledger Essentials, is designed to assess your understanding and proficiency in managing Oracle's E-Business Suite General Ledger. To effectively prepare for this exam, it's essential to focus on several key areas that are commonly tested. Here's a detailed breakdown of the crucial exam topics and what you need to cover:

## Understanding General Ledger Setup

The first area you need to master is the setup of the General Ledger. This involves understanding how to configure the system to meet the specific accounting requirements of an organization. Key points include:

- **Chart of Accounts:** Learn how to define and configure the Chart of Accounts, including segments, values, and structures.
- **Accounting Calendar:** Understand how to set up and manage accounting periods and fiscal years.
- **Ledgers and Sub-Ledgers:** Get familiar with the configuration of primary and secondary ledgers, as well as sub-ledgers like Accounts Payable (AP) and Accounts Receivable (AR).
- **Currency Management:** Know how to configure and manage multiple currencies, including conversion rates and currency revaluation.

## Financial Transactions and Journals

The handling of financial transactions and journals is a core component of the General Ledger. Key areas to cover include:

- **Journal Entries:** Understand how to create, review, and post journal entries. This includes both manual and automatic journal entries.
- **Recurring Journals:** Learn the process for setting up recurring journals and their use in automated accounting processes.
- **Intercompany Transactions:** Familiarize yourself with the setup and processing of intercompany transactions, including intercompany journals and reconciliations.

## Reporting and Reconciliation

Effective reporting and reconciliation are crucial for accurate financial management. Focus on:

- Standard Reports: Know how to generate and interpret standard financial reports such as Trial Balances, Profit and Loss Statements, and Balance Sheets.
- Custom Reports: Learn about creating custom reports using tools like Oracle BI Publisher or Oracle Reports.
- Reconciliation Processes: Understand the reconciliation processes for various accounts, including bank reconciliations and intercompany reconciliations.

## Integration with Other Modules

Oracle E-Business Suite is integrated with various other modules. It's important to understand:

- Integration with AP and AR: Learn how General Ledger integrates with Accounts Payable and Accounts Receivable, including the flow of transactions and data.
- Integration with Inventory and Assets: Know how the General Ledger interfaces with Inventory and Fixed Assets modules.
- Data Transfer and Conversion: Understand how to manage data transfer between modules and perform data conversions as needed.

## Security and Access Control

Security and access control are critical to ensuring the integrity of financial data. Key points include:

- User Roles and Responsibilities: Familiarize yourself with setting up user roles and responsibilities within the General Ledger module.
- Access Control: Learn how to manage access control settings to ensure that users have appropriate permissions based on their roles.

## Troubleshooting and Maintenance

Lastly, understanding how to troubleshoot issues and perform maintenance is crucial for smooth operations. Focus on:

- Common Issues and Resolutions: Learn to identify common issues and their resolutions, such as errors in journal entries or reporting discrepancies.
- System Maintenance: Understand the routine maintenance tasks necessary to keep the General Ledger module functioning effectively, including data integrity checks and updates.

## Preparation Study Plan

To effectively prepare for the 1Z0-517 exam, follow this structured study plan:

### 1. Assessment and Goal Setting:

- Start by assessing your current knowledge and identify areas needing improvement.
- Set clear, achievable goals for each study session.

### 2. Study Materials:

- Use official Oracle study guides and documentation for accurate and comprehensive content.
- Explore online courses and training programs specifically designed for the 1Z0-517 exam.
- Engage with practice exams and sample questions to familiarize yourself with the test format.

### 3. Weekly Study Schedule:

- Week 1-2: Focus on General Ledger setup and configuration. Review documentation, and complete relevant practice questions.
- Week 3-4: Study financial transactions and journals. Create journal entries and process transactions using practice scenarios.
- Week 5: Concentrate on reporting and reconciliation. Generate standard and custom reports, and practice reconciliation processes.
- Week 6: Explore integration with other modules. Review case studies and integration scenarios.
- Week 7: Review security and access control concepts. Set up user roles and permissions in practice environments.
- Week 8: Focus on troubleshooting and maintenance. Identify and resolve common issues through practice exercises.

### 4. Practice and Revision:

- Regularly take practice exams and **1Z0-517 questions** to gauge your understanding and adjust your study focus as needed.
- Revisit challenging topics and review key concepts multiple times.

### 5. Final Review:

- In the final week before the exam, review all topics, focusing on areas where you feel less confident.
- Take a few full-length practice exams under timed conditions to simulate the test environment.

### 6. Exam Day Preparation:

- Ensure you have all required identification and materials ready for exam day.
- Get a good night's sleep before the exam to ensure you are well-rested and alert.

## Summary

Preparing for the Oracle 1Z0-517 exam involves a comprehensive understanding of the General Ledger module within Oracle E-Business Suite. Concentrate on setup and configuration, financial transactions and journals, reporting and reconciliation, module integration, security, and maintenance. By mastering these areas, you'll be well-prepared to tackle the exam and demonstrate your expertise in managing Oracle's General Ledger system.

Matériaux

Outils

---

Étape 1 -

---