

Creating pdf file


Creating pdf file


Rating: 4.6 / 5 (1469 votes)


Downloads: 20180


[CLICK HERE TO DOWNLOAD>>>https://calendario2023.es/7M89Mc?keyword=creating+pdf+file](https://calendario2023.es/7M89Mc?keyword=creating+pdf+file)

Free to use online; no installation required. Smallpdf is the Internet's number one cloud-based PDF software. With PDFyou can create PDF files in different ways. Benefits of using a PDF maker. Launch Canva. Select the file type you want to create a PDF from: single file, multiple files, scan, or other option. Select the file type you want to create a PDF from: single file, multiple files, scan, or other option. Windowsfeatures a built-in print driver that converts documents to PDF. It's super easy to use, too. The PDF format was developed to realize the dream of a paperless office Use Smallpdf's PDF Maker and convert Word, Excel, PowerPoint, or image files to PDF format in three simple steps. Create PDF files from various formats, such as images, PPT, Excel, and Word. Your new Create a PDF on a desktopCreate a PDF on a mobile deviceUse Adobe Acrobat as your PDF makerMake a PDF online. Millions of monthly users solve their digital document problems with our comprehensive online suite of tools. Open Acrobat and choose "Tools" > "Create PDF". Open Canva and search for the template you need to use to create your document or design. Click "Create" or "Next" Adobe Acrobat online services let you work with PDFs in any browser. Create and convert PDFs online, reduce a file size, and more. Browse through our Select the Word, Excel, PowerPoint, PDF or other file you wish to convert. You can also read this article in German, Spanish, French, Indonesian, Italian and Portuguese. Click "Create" or "Next" depending on the file type Different possibilities. How to make a PDF file. PDFmakes it as easy and fast as possible to create PDF files. All you have to do is print the document the way you usually would, and then choose the PDF option as your printer by Hung Nguyen. You don't have to install or adjust anything, you can start creating PDF files immediately. Select your template. How to Make a PDF Online Try Acrobat online for free! In How to create PDF files: Open Acrobat and choose "Tools" > "Create PDF". Our free PDF creator will convert your document to PDF or from PDF in seconds. Select and use the tool you want and create a PDF with it. Easy to use. Supports your system Create a PDF from Anything Using Windows's Built-In PDF Printer.

 Difficulté Facile

 Durée 656 heure(s)

 Catégories Robotique

 Coût 556 EUR (€)

Sommaire

Étape 1 -

Commentaires

Matériaux

Outils

Étape 1 -
