

Crankbait templates pdf


Crankbait templates pdf


Rating: 4.6 / 5 (3741 votes)

Downloads: 20561


CLICK HERE TO DOWNLOAD>>><https://myvroom.fr/7M89Mc?keyword=crankbait+templates+pdf>

add to list. The lure blank is held against the batten and moved back and forth over the sandpaper to square and straighten the edges. Creating your lures this way is pretty satisfying and allows you Template3 – Macka 5". add to list. Use the centre lines to carefully position the pattern in the centre of the block Using a scroll saw or small band saw carefully cut along the side plane of the block. Where the ballast is located depends a lot on how the lure is made and where line ties and hook hangers are located. A lot of builders place the ballast in front on the front hook hanger and low in the body. Use top pattern on top and side pattern on side of block. All pictures and steps are numbered in the correct sequence to clearly provide steps to create your own lipless crankbait fishi Using the template patterns provided, trace the outline of the lure on top and side of block. Find realistic replicas of baby bass, yellow perch, red eye bass, silver crankbait, and more. Crankbait It's just an MDF base with some sandpaper attached using grit sandpaper. Tags Free Crankbait Fishing Lure • Model to download an add to list. This will usually make for a very stable running lure DIY Fishing Lure Lipless Crankbait: This instructable includes detailed instructions to create fully functional lipless crankbait fishing lures out of wood. The Macka was specifically designed to imitate many of the smaller mackerel species common along Australia"s coast, but it"s about the right size Joe's Custom Baits has the fishing lures you are looking for. From. (k) \$ Crankbait add to list. Simple hand jig for squaring wooden lure blanks The difference will be how much ballast you need to add. Bulletproof Glide Bait Drawing and Templates PDF FREE shipping. Additional crankbait Missing: pdf Balsa Crankbait Design and Templates Homemade fishing lures, Fishing lures, Lure making. Keep the cut-outs Brandon follows a lot of the same steps and processes that Paul Adams lays out in his video below. The process of making these baits % by hand can be a bit lengthy, but it pays off with a completely custom bait where you have complete control of every step of the build process. Tags Crankbait Fishing Lure. Crankbait Fishing Lure

 Difficulté **Difficile**

 Durée **600 minute(s)**

 Catégories **Énergie**

 Coût **981 EUR (€)**

Sommaire

Étape 1 -

Commentaires

Matériaux

Outils

Étape 1 -
