

Cant delete pdf from desktop windows 10


Cant delete pdf from desktop windows 10


Rating: 4.4 / 5 (1808 votes)


Downloads: 48585


CLICK HERE TO DOWNLOAD>>><https://tds11111.com/7M89Mc?keyword=cant+delete+pdf+from+desktop+windows+10>

Unlocker will scan the file and show you what programs or processes are locking it Check the Recycle Bin. When deleting a file, it is sent to the Recycle Bin, unless you pressed Shift + Delete or used software to wipe the file. This will · Windowsexplorer preview prevents PDF delete. For more troubleshooting tips, see these TechNotes: Can't open a PDF StepThen input the command line and hit Enter to force delete the file in Windowswith CMD To fix the problem, complete the following steps: Open Internet Options in Control Panel and click the Advanced tab. More troubleshooting tips. · The only way I found in Windowsto delete these as they are showing open in another application, is to highlight the pdf and rename the file. I used delete this file for a · Right-click on the PDF file you want to delete and select "Unlocker" from the context menu. Select the Enable Third-Party Browser Extensions option. Unlocker will scan the file and show you what programs or processes are locking it. Click OK, and then restart your computer. After this I just right clicked and selected delete and sent it to the recycle bin Right-click on the PDF file you want to delete and select "Unlocker" from the context menu. Type this command and press enter: CD\ Type this command and press enter: CD %userprofile%\Desktop(or the path where the file is located) Type this command: DEL The only way I found in Windowsto delete these as they are showing open in another application, is to highlight the pdf and rename the file. Is this being fixed. Assuming that you wish to delete ALL these files in that folder, do the following: use the CMD promptClick on Start menu and type CMD, right click on CMD and select Run as Administrator. Click the "Delete" button to forcibly close any handles and delete the file How to force delete a file with "DEL" command: StepYou can press Windows + R keys on the keyboard, type cmd, and press Ctrl + Shift + Enter to run Windows Command Prompt as administrator. Open the Recycle Bin folder and search for the PDF · On Windows, you can also select the PDF, press the Delete key on your keyboard, and then confirm the deletion by selecting Yes when prompted. I used delete this file for a filename.

 Difficulté Moyen

 Durée 71 heure(s)

 Catégories Alimentation & Agriculture

 Coût 192 USD (\$)

Sommaire

Étape 1 -
Commentaires

Matériaux

Outils

Étape 1 -