

Bosch pbd 40 pdf

Bosch pbd 40 pdf


Rating: 4.6 / 5 (9207 votes)


Downloads: 53858


CLICK HERE TO DOWNLOAD>>><https://isohat.hkjhsuies.com.es/qz7Brp?keyword=bosch+pbd+40+pdf>

if the answer is correct, a button for receiving the file will appear in place of the picture. 10) ps / 222 uni. 10) ps / 222 uni de en fr es pt it nl originalbetriebsanleitung original instructions notice originale manual original manual original istruzioni originali oorspronkelijke gebruiksaanwijzing da original. bosch pbd 40 user manuals. de originalbetriebsanleitung en original instructions fr notice originale es manual original pt manual original it istruzioni originali nl oorspronkelijke. page 1 obj_ buch. 09) ps / 228 euro de originalbetriebsanleitung el πρωτότυπο οδηγιών χρήσης ro instructiuni originale en original instructions orijinal işletme talimatı. instructions and files. ymh' ls and their meamng. página 1 obj_ buch. before using the power tool, carefully check that all the parts listed below have been supplied: 1. you guys voted that i buy it over the cheaper models and i have to say. read drilling speeds and depths on its digital display or turn the knob underneath for stepless speed adjustments. to read the instructions, select the file in the list that you want to download, click on the download button and you will be redirected to a page where you will need to enter the code from the image. drill bosch pbd 40 original instructions manual 241 pages. robert bosch gmbh power tools division 70745 leinfelden- echterdingen germany www. product description and specifications. pbd 40 - changing the tool (see figure c) graphics. manual for bosch pdb 40. 0 603 b07 000show. make sure the clamping lever (7) is freewheeling and can be turned into a comfortable or space- saving position. drill bosch pbd 40 original instructions manual 249 pages. ymh' ls and their meaning ' rill press. page 21 - to switch on the display (14), turn the on/ off switch - hold the hand wheel (11) with one hand and use the other to release the clamping lever (7) by turning it anti- (13) to position clockwise. robert bosch gmbh power tools division 70745 leinfelden- echterdingen germany. today, i review my brand new bench drill. book page 1 friday, j 3: 12 pm robert bosch power tools gmbh 70538 stuttgart germany pbd 40 www. assembly on a work surface. drive unit with drill column: this is the main component of bosch pbd 40 pdf the drill machine that houses the motor and controls the drilling operation. the bosch pbd 40 drill machine comes with several accessories included in the package. with the clamping lever tightened, pull the handle away from the drive unit and turn it to the required position. bosch power toolsa 4n5

 Difficulté Facile

 Durée 187 jour(s)

 Catégories Décoration, Alimentation & Agriculture, Machines & Outils, Jeux & Loisirs, Recyclage & Upcycling

 Coût 755 USD (\$)

Sommaire

Étape 1 -
Commentaires

Matériaux

Outils

Étape 1 -
