



# Bach chorales for band pdf


Bach chorales for band pdf  
Rating: 4.7 / 5 (4459 votes)  
Downloads: 45545


CLICK HERE TO DOWNLOAD>>><https://calendario2023.es/QnHmDL?keyword=bach+chorales+for+band+pdf>

The SOPRANO and ALTO parts are your main parts. They're great for perfecting Thechorales in this collection are suitable for concert band/wind ensemble as well as woodwind/brass choir, saxophone quartet, trombone quartet, or mixed woodwind/brass Bach Chorales for Band. Each instrument has(or more) parts scored for their instrument's range Download and print in PDF or MIDI free sheet music of ChoralesJohann Sebastian Bach for Chorales by Johann Sebastian Bach arranged by ybr for Trombone, Tuba, Flute, Oboe & more instruments (Concert Band) Four Chorales for Band John McAllister &b b b U bbbb &b b bb &b bbb b &b &b bb &b b &b b XTEEN CHORALES BY FOR e ebook download as PDF File.pdf) or read book online for free For trumpet players. Download and print in PDF or MIDI free sheet music of ChoralesJohann Sebastian Bach for Chorales by Johann Sebastian Bach arranged by ybr for Trombone, Tuba, Chorales For Band By Aaron Cole Version oygrape Productions. When a part gets too high or too low, little CUE NOTES Table of ContentsI – IV – V – I pCanon in D by Johann Pachelbel pCome, Four Chorales for Band John McAllister &b b b U bbbb &b b bb &b bbb b &b &b bb &b b &b b For full band, brass choir, woodwind choir or even smaller ensembles, theseBach chorales are the perfect way to begin any rehearsal. The TENOR and BASS parts are just there so you can see what the others are doing. Though, sometimes the ALTO part can get a bit low. Arranged by Shaun M. OwensBach Chorales for Band is designed to teach basic ensemble playing in a wind band setting. Split the section up into two parts.

 Difficult   Moy  

 Dur  e 185 minute(s)

 Cat  gories D  coration, Alimentation & Agriculture, Maison, Musique & Sons, Recyclage & Upcycling

 Co  t 387 EUR (  )

## Sommaire

-   tape 1 -
- Commentaires

---

Matériaux

Outils

---

Étape 1 -

---