

As400 pdf printer

As400 pdf printer


Rating: 4.6 / 5 (3207 votes)


Downloads: 60992


CLICK HERE TO DOWNLOAD>>><https://ukosomid.hkjhsuies.com.es/qz7Brp?keyword=as400+pdf+printer>


as400/ iseries spool files to pdf. click file, page setup, select " best fit scaling". with this method, report specifications are hard- coded. if you are looking for a specific pdf that is not listed in. we do all our documents on our ibmi in. maximizing printing in an as/ 400 environment means that both elements described above are addressed. system i and power systems native pcl to pdf converter for spool files. many times, instead of printing will will send the generated ifs. with the vegas golden knights set to defend their title, the chase for lord. a printer file defined within an application program is called a program described printer file. click on start, programs, iseries access for windows, emulator, then start or configure session. this will result in a * userascii spooled file being created in the specified output queue. the first was a typical display session. to print a pdf simply copy the pdf file to the printer file, this will in turn create a spool file native containing the pdf data, which the pdf direct enabled printer will ingest, render and print. the ibm® i information center offers portable document format (pdf) files for viewing or printing the following topics. click on new session. first, you can use the print immediate option in the jde. another way to print pdf files which are stored in the integrated file system (ifs) is to create a spooled file by using ftp to send the stream file to a printer file on as400 pdf printer your ibm i system that has the printer device type (devtype) parameter set to * userascii. click on file, printer setup, choose the cutepdf printer driver. the nhl playoffs have officially arrived, providing some of the most heart- pounding action in the sports world. ipdf converts standard hp laserjet output (printer control language) into the popular adobe pdf (portable document format). works flawlessly. but you do have two options. it means maximizing the transition from a printing- only model to a digital information model. one of the easiest ways to copy the pdf to the printer file is to use. our solution was to print to a pdf print driver on the client computer that was printing the report. work stations customization object, wscst, must be * pdf. each printer attached to the system is listed with its status. name the printer. this means that the file, record, and field descriptions are defined internally within the data division. the essential iseries (as400) operations command guide page 12 of 30 work with writers/ wrkwtr - printers (continued) after pressing enter, the screen below is displayed. any report run on that machine will immediately go to the printer. convert the pcl to pdf directly; this is available in our rpm elite product, but not our rpm select product, so you' ll be paying more but have a more certain outcome for pcl to pdf. when i run the runqry command, line 2, no spool file is produced. vary on the device description and start the writer as you normally would. with pcl files, we usually have one of two routes to convert to pdf, depending on your pcl: remove the pcl and leave plain text; then convert that result to pdf. printer device type, devtype, need to be * afpds. can' t find printer output wrkspfl (user profile or *) work spool file check for a device, status of a device wrkdevd (device name or *) work device description work with printer output queue wrkoutq (queue name, blank for all) work output queue work with

writers wrkwtr (device name or *) network. · there are two types of printer file: a. the printer control options are listed across the top of the display. using client access/ 400, we set up two pc5250 sessions. pdf as400 in the ifs folder myfolder. pdf file to the ibm i's web server and serve it. users of the ibm i information center as400 pdf printer must first read and agree with the terms and conditions for downloading and printing publications. program described printer file. to stream file, tostmf, contains the folder and file name i wish to save the spooled file to. or, if you setup an ebcdic printer definition in oneworld, when you run the ube, send it to that printer, which will create a simple text file that any program can read. the ibm infoprint server for iseries product (5722ip1) that can be used to convert spooled files to adobe acrobat pdf format and optionally send the pdf file in an email, store the pdf file in a stream file in the integrated file system (ifs), store the pdf file is a * userascii spooled file, or a combination of these. in this example i will save it to the document test. ibm native conversion eliminates the need to download to a pc (or secondary server) to process pdf files, thus. we used scott klement's prtstmf api utility to send a stream file (in our case an as/ 400- generated. the second was a printer session that we arbitrarily named chrispdf. pdf file on the ifs) to a pdf- direct- capable printer on the network. it means minimizing the operational requirements in getting the print process done. ibm i pdf files and manuals. the printer session was set up such that the default printer for any jobs.

 Difficulté **Difficile**

 Durée **841 heure(s)**

 Catégories **Alimentation & Agriculture, Maison, Recyclage & Upcycling, Robotique, Science & Biologie**

 Coût **208 EUR (€)**

Sommaire

Étape 1 -
Commentaires

Matériaux

Outils

Étape 1 -