

Android commands pdf

Android commands pdf


Rating: 4.9 / 5 (2889 votes)


Downloads: 15289


CLICK HERE TO DOWNLOAD>>><https://myvroom.fr/7M89Mc?keyword=android+commands+pdf>

adb get-serialno This document provides a cheat sheet of commands for the Android Debug Bridge (ADB) tool. In this repository we are going to learn basics to advance levelThis command lets you easily delete a file or folder from your Android device's storage. android commands Permissions. The adb shell pm list users command displays a list of user accounts on the Android device adb connect ip-address. Write Termux_Basic_Commands_ Cannot retrieve latest commit at this time. Identity. On your phone or tablet, you can see the device serial number by navigating to "Settings > About Phone > Status". This command lets you know the device serial number of the connected device. Tools and workflow. It lists global options, general commands, file transfer commands, app installation commands, backup and restore commands, and debug commands along with brief descriptions of each. All core areas ↗. Use the IDE to write and build your app, or create your own pipeline. HistoryKB. Background work. So the command should be like: adb connectGet Device Serial Number. Example: To create a bug report: adb shell dumpstate > adb shell pm list users. Note: Instead of ' rm-d ' ; you can also use ' rmdir ' Title: Most Complete ADB Cheat Sheet Author: Automate The Planet Created Date: Z The adb shell dumpstate command generates a bug report of the device's current state, which can be useful for diagnosing issues. Title: Most Complete ADB Cheat Sheet Author: Automate The Planet Created Date: Z Within an adb shell, you can issue commands with the activity manager (am) tool to perform various system actions, such as start an activity, force-stop a process, android command lineFree download as PDF File.pdf), Text File.txt) or read online for free. ADB allows users to communicate with an emulator or connected Android device from a development machine Data and files. Launch the command window, execute the 'adb shell' command, and then try the following command with ' -f ' (to delete a file) and ' -d ' (to remove a directory) parameters.

 Difficulté Très facile

 Durée 419 jour(s)

 Catégories Électronique, Alimentation & Agriculture, Maison, Jeux & Loisirs, Recyclage & Upcycling

 Coût 724 USD (\$)

Sommaire

Étape 1 -
Commentaires

Matériaux

Outils

Étape 1 -
