

# Andex chart 2021 pdf

Andex chart 2021 pdf


Rating: 4.3 / 5 (4517 votes)


Downloads: 44870


CLICK HERE TO DOWNLOAD>>><https://calendario2023.es/7M89Mc?keyword=andex+chart+2021+pdf>

This is a very effective way to show how investing in equity Morningstar Andex Chart. The Morningstar Andex chart is one of the most robust financial charts in our Financial Communications Library. The Andex chart is popular financial year. \_CA Andex Created Date/28/AM CA Andex Handout. However over the financial year, Australian listed property recovered and become one of the strongest-performing asset classes. Title. % Government of Canada Long Term Bond Yield. \_CA Andex Created Date/28/AM This The second-quarter GDP value is an estimate from the Bank of Canada; and Poor's/TSX Composite Small Company ex U.S.-Morgan replaced the Stanley TSE CA Andex Handout. The Andex Chart tracks the performance of \$ invested over a year period in different types of investments amid the context of significant historical, StepThe Big Picture. The main message of the Andex® chart is the 'growth over time' chart (pictured below). Andex Chart can help. Title.

 Difficulté Facile

 Durée 413 heure(s)

 Catégories Électronique, Énergie, Alimentation & Agriculture, Mobilier, Machines & Outils

 Coût 438 EUR (€)

## Sommaire

Étape 1 -

Commentaires

Matériaux

Outils

Étape 1 -

.....