

Add check marks to pdf


Add check marks to pdf


Rating: 4.8 / 5 (3862 votes)


Downloads: 46048


CLICK HERE TO DOWNLOAD>>><https://myvroom.fr/7M89Mc?keyword=add+check+marks+to+pdf>

StepClick on the Symbol option and select the Tick shape from the LATEST. Go to Prepare Form mode, right-click it and select Properties, switch to the Options tab and under Check Box Style select Check. · Go to Prepare Form mode, right-click it and select Properties, switch to the Options tab and under Check Box Style select Check. Solved: I am trying to create a document and I wish to add check boxes and boxes where someone can click and make a choice from a list of items within the box · StepOpen the PDF document in the WPS Office. Upvote · MethodUsing the Fill & Sign Tools (For Forms) Launch Adobe Acrobat Pro: Open the PDF form into which you want to insert a checkbox. Upvote Resources. StepClick on the Insert tab in the ribbon menu. Access the Fill & Sign Tools · StepInitiate SwifDoo PDF, and open thy PDF with the plan; StepClick Annotate on the top, dial Checkbox in that pop-up menu line, and select tick; StepClick on a Translate.

 Difficulté **Difficile**

 Durée **900 minute(s)**

 Catégories **Énergie, Bien-être & Santé, Jeux & Loisirs**

 Coût **12 EUR (€)**

Sommaire

Étape 1 -

Commentaires

Matériaux

Outils

Étape 1 -

