

9 ball rules pdf


9 ball rules pdf


Rating: 4.8 / 5 (4929 votes)


Downloads: 8539


CLICK HERE TO DOWNLOAD>>><https://tds11111.com/7M89Mc?keyword=9+ball+rules+pdf>

On each shot, the cue ball must first contact the lowest numbered ball. A scratch, foul, or illegal shot results in ball-in-hand, where your opponent can place the cue ball anywhere on the table in preparation for the next shot. Players must break from the designated break box, which is 9" to the left and 9" to the right of the head spot. The object of the game is to legally pocket the ball. FOULS If a player fouls on the break shot or any other shot as previously defined, the incoming player has the cue ball in hand anywhere on the table. ↑ ; ↑ On each shot the first ball that the cue ball contacts must be the lowest-numbered ball. Breaking Players must lag for the opening break. It is a foul to drive an object ball 1) pocket the frozen ball or any other object ball, or 2) drive the frozen object ball to another rail, or 3) drive the cue ball or any object ball to any rail. Failure to do so is a foul. Object of the game is played with nine object balls, numbered one through nine. The only exception to this is the break. OBJECT BALLS JUMPED OFF THE TABLE An un-pocketed ball is considered to be driven off the table if it comes to rest other than on the bed of the table. Nine-ball is played with a cue ball and nine numbered balls.

 Difficult  Tr s facile

 Dur e 81 jour(s)

 Cat gories V tement & Accessoire, Machines & Outils, Sport & Ext rieur, Jeux & Loisirs, Robotique

 Co t 62 USD (\$)

Sommaire

 tape 1 -
Commentaires

Étape 1 -