


How to Download and Convert Spotify Music to MP3

This tutorial will show you how to download and convert Spotify music to MP3 files.

 Difficulty **Very easy**

 Duration **3 minute(s)**

 Categories **Machines & Tools, Music & Sound**

 Cost **0 USD (\$)**

Contents

Introduction

Video overview

Step 1 - Add Spotify music to Tunelf main home

Step 2 - Set the output format and parameters

Step 3 - Begin to download Spotify songs to MP3

Notes and references

Comments

Introduction

Converting Spotify to MP3 is the best method to hold Spotify songs forever and listen to them without limit. How to download Spotify songs to MP3? Here you would need the help of a third-party tool. In this article, we will introduce a good tool that can help you **download music from Spotify to MP3** without Premium. Let's check it out!

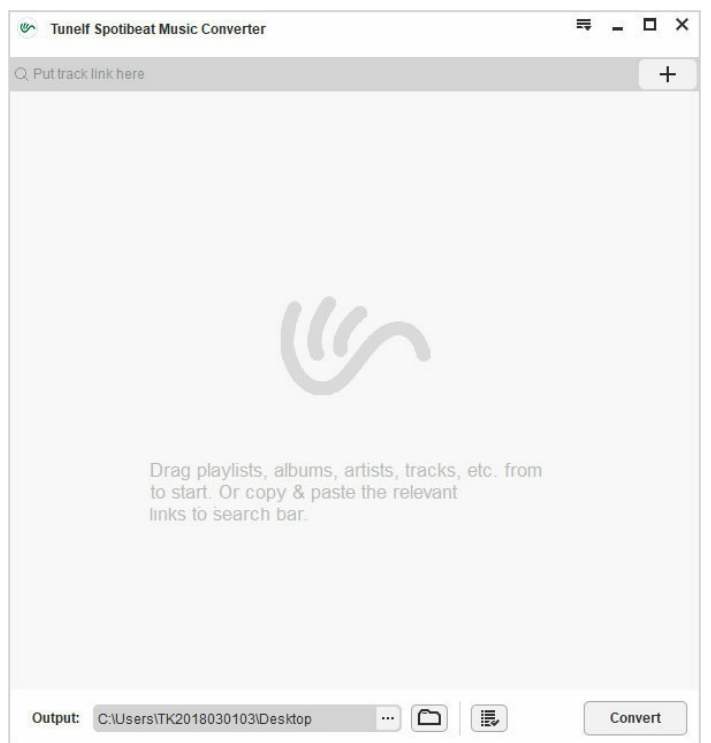
Tunelf Spotibeat Music Converter is an excellent music converter for Spotify. It can download Spotify content, including tracks, albums, artists, playlists, podcasts, and radio. Also, it can download Spotify music to MP3 and save the downloads into other five popular audio formats, such as AAC, FLAC, WAV, M4A, and M4B. Furthermore, you can play Spotify music on any device like MP3 players, wearables, and more.

Materials

Tools

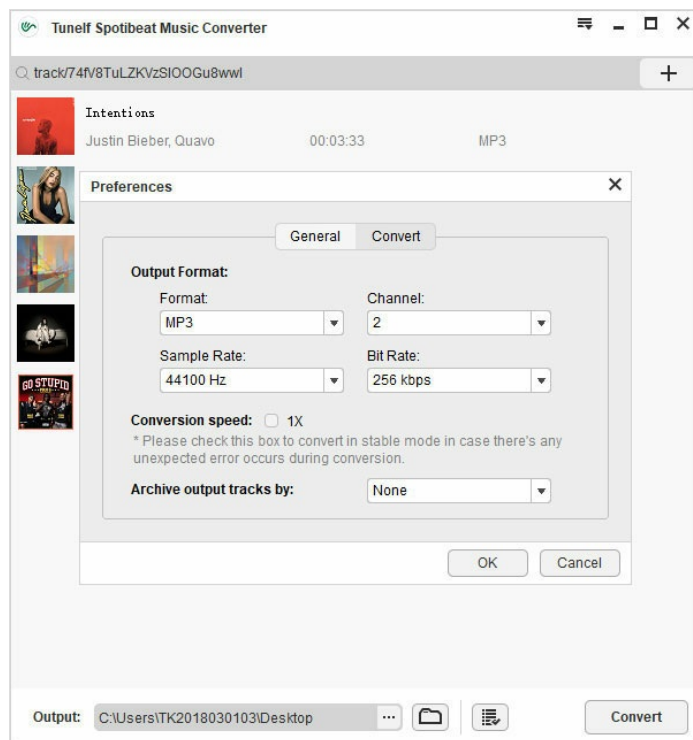
Step 1 - Add Spotify music to Tunelf main home

After launching **Tunelf Spotibeat Music Converter**, it will load the Spotify app automatically on your computer. Then browse the music library to find out the song or playlist you want to download. You can choose to drag them to Tunelf interface or copy the link of Spotify music to the search box on Tunelf interface.



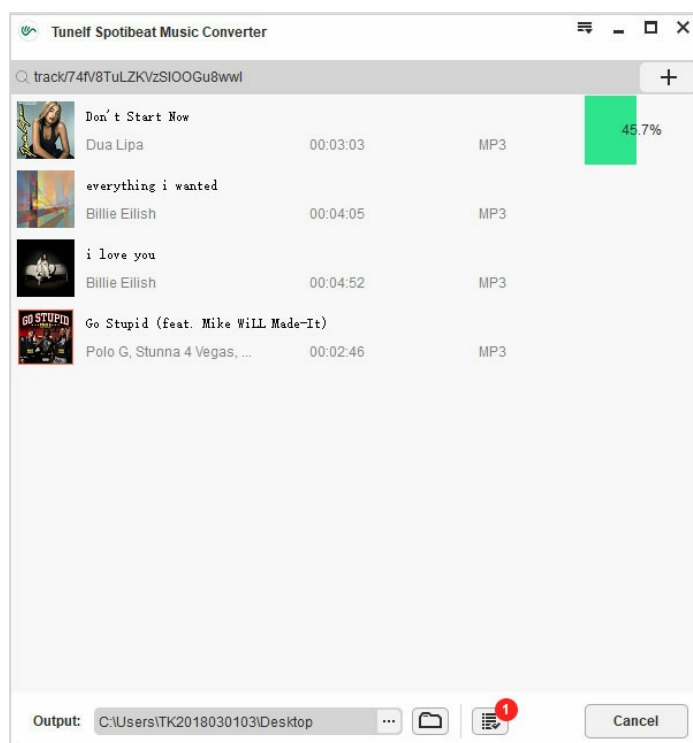
Step 2 - Set the output format and parameters

Once all your required Spotify songs are imported successfully, navigate to the **menu bar > Preference > Convert** where you can select the output format. Drop down the list of the output format to choose the MP3 format. You also could customize the output audio quality, including audio channel, bit rate, and sample rate.



Step 3 - Begin to download Spotify songs to MP3

Now click the **Convert** button at the bottom right and you will let the program begin to download Spotify tracks as you wish. Once done, you can find the converted Spotify songs in the converted list by clicking the **Converted** icon. You could also locate your specified download folder to browse all the lossless Spotify music files.



Notes and references

For more tips and details, you can check this passage: <https://www.tunelf.com/spotify-music/download-spotify-music-to-mp3.html>